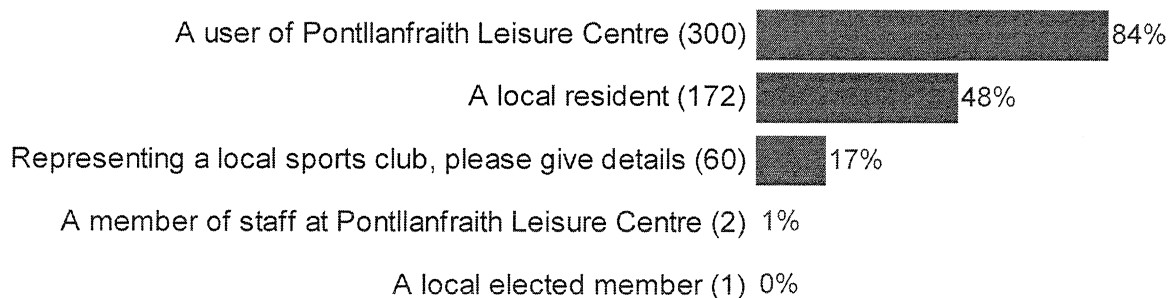


This report was generated on 27/11/17. Overall 360 respondents completed this questionnaire. The report has been filtered to show the responses for 'All Respondents'.

The following charts are restricted to the top 12 codes. Lists are restricted to the most recent 100 rows.

**Please indicate your interest in this consultation** *(please tick all that apply)*



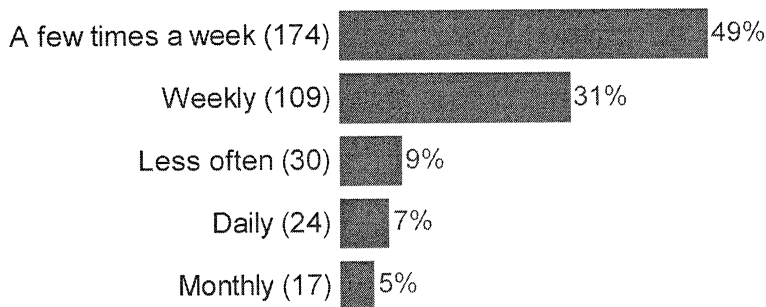
**Please give details**

Oakdale Mini Rugny  
 Blackwood RFC  
 Treowen Stars U10s girls  
 Coed duon dragons  
 Training for Sunday league team  
 Coed Duon Dragons FC  
 Ynysddu Welfare FC  
 blackwood rugby club  
 Blackwood RFC Under 10s Age Grade  
 Oakdale Badminton Club  
 Fleur de lys afc  
 Ynysddu Welfare FC  
 Blackwood Griffins  
 Newbridge under 9s mini rugby team  
 Blackwood under 6  
 Secretary of Blackwood and Pontllanfraith Cricket Club  
 Cefn Fforest boys and girls football club  
 Promotion of the welsh language is less important to residents than losing local amenities.  
 Mini rugby  
 Secretary for cefn fforest boys and girls fc  
 Islwyn Running club  
 Ynysddu Welfare FC  
 Play for Ynysddu Welfare football club

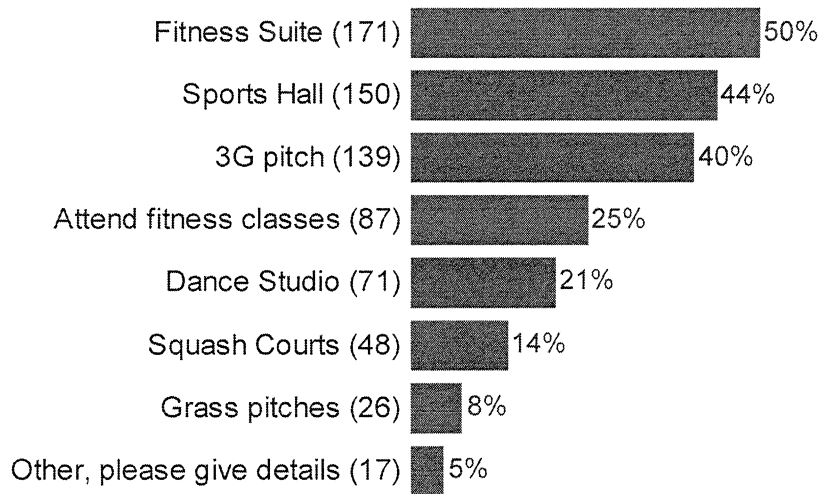
**Please give details**

Ynysddu Welfare  
Coach of Blackwood rfc u10s, player of oakdale badminton club  
Treowen Stars  
Pengam F.C.  
Kykushin Karate Club - Pontllanfraith  
Blackwood Netball Club  
Treowen Stars Girls under 11 Football Team  
Ladies Badminton (church group)  
Gym member  
in badminton group that play every week  
Pont Dragons - Disability Football Team  
Pont Dragons disability Football Club  
Fleur De Lys AFC/Soccer skills  
Friday night badminton club(we are also linked with a badminton club on Monday)  
Oakdale Badminton Club  
Oakdale Badminton Club  
Tir-Y-Berth footbal club  
Member of Islwyn Running club  
Blackwood Ladies Netball  
Blackwood Netball Club  
Blackwood Netball Club  
Netball  
I and my family have used Pont Leisure all our lives!

**How often do you use Pontllanfraith Leisure Centre?**



**What facilities do you use at Pontllanfraith Leisure Centre? (please tick all that apply)**



**Please give details**

None we have never been able to book the 3G

Outside pitch.

Outside rugby for son

None

karate twice a week

Islwyn running club

3 g facilities

Watch my nephew play football here

I believe my council tax contribution should be for caerphilly residents not welsh extremist ideals

Member of Islwyn Running club and we meet at the leisure centre

3G football field

Not yet used the centre

4g pitch with my son's under 10 rugby club football clubs during school holidays , football partys,

Also 3G pitch user

About to start badminton & join running club

Yoga

Yoga classes

Badminton

Yoga class

Son uses 3G pitch

Yogalates - Monday 7-8

Badminton

Badminton

Classes & circuits in the sports hall

Netball (Hall on Tuesdays)

Squash court

## What impact will the closure of Pontllanfraith Leisure Centre have on you?

It will limit accessibility to fitness classes

Soccer skills provide soccer coaching to children. Closure of the LC will probably mean the loss of this class.

I can cycle or walk to Pont LC. I will need transport to access others. Also badminton courts are usually booked or not in use at Newbridge LC so this will impact greatly on my use so I will probably terminate my Lifestyle 5 membership. Exercise and attending yoga classes etc has a beneficial affect on me mental health and wellbeing. When you cut back classes a few years ago it had a very negative affect on me.

Increase distance to gym, costing more in time & money. Removal of a small , more personalised gym with a genuine community feel that has helped me lose weight & keep fit in a non intimidating, inclusive atmosphere.

The centre is on route from where I work and home. Due to working hours it is not only convenient but if it were to close most likely would have to give up going too the gym.

The loss of this centre will be a big loss for me as I am epileptic, I am unable to drive. Pont is the only centre within easy walking distance providing all that need and staff understanding of my disabilities.

Classes held at Pontllanfraith are always busy and full, its a central location, always easy to reach and park. Classes not available anywhere else in the local area. the classes are important for my fitness routine.

As a 70+ member use of the centre keeps me healthy. Closure would mean me travelling to Newbridge which is extra expense. Many use the facility to keep healthy,if not available people will lose their fitness which is then a burden on the NHS. Let the facilities remain.

It will impact greatly as I teach yoga at Pontllanfraith. The classes are usually full and offer a wide range of health benefits. The LC is well used and very important to its members. The people of Blackwood should have a leisure centre.

We have held a booking with the centre and used the 3G pitch for approx 6 years. A group of 16 friends have used the facility to keep fit & socialise by playing football. The closure could see and end to this due to limited availability at other sites.

Have been using the centre for over 35 years. We are members of SE Wales Netball league affiliated to Welsh Netball. We have commitments to the league & uncertainty jeopardises our position for future development. It would have an impact on our wellbeing, fitness, self esteem & confidence. Our age range is from 13 - 68 years

Impact not known because despite new facilities in area these are or will be in use. High demand in the area with additional houses being built will mean shortage of facilities

I won't be able to attend yoga class. My daughters football team train on 3G, there is nowhere else,all fully booked. Also sons football team play matches at centre every other Sunday, they have no alternative.

Our club will probably have to cease due to lack of suitable venue

Loss of friendly small gym where there is no embarrassment at doing gentle exercise

Further to travel, more buses

Have to travel further and take car, where as I am able to walk to the centre now.

A great impact on my wellness & fitness regime, and would mean long term health implications. I am paying for leisure lifestyle which is now being taken away.

Drop in health and fitness. Meeting people that has become more of a family than just friends

Less traffic blocking access to our houses. When new pitch was created, half of the car park was removed. When children's football held on Sunday morning, roads around are blocked by cars for parents taking children to centre. Similarly running club members park cars on Penllwyn lane blocking people's access to garages.

## What impact will the closure of Pontllanfraith Leisure Centre have on you?

I was attending fitness classes at the centre twice a week, but they moved the said classes to other centre,s, which I have difficulty in getting to.

Myself and my family just won't be able to find an alternative.

My son who plays for an under 12 football team trains on 3G pitch, partner attends exercise classes twice a week, it would be a huge loss to the community,also with more houses planned in Pontllanfraith council offices etc, I feel it is short sighted.

I feel the closure will impact on my fitness. The location & classes are ideal for my needs and fit in my work /leisure time. I fear my fitness will suffer and in turn my overall health if I can no longer attend Pont centre.

I live in Risca & play badminton in Pontllanfraith so I would have further to travel

I would not attend a gym of a larger size - wouldn't feel comfortable or confident.

Lack of availability for sports pitches Currently there's a major push to reduce obesity & closing centres is not in the best interest of CCBC residents

I will not be able to attend the gym

Less choice in location & facilities and distance from home

Will involve more travel to attend sports centres further away

A massive effect. The exercise class I attend helps my physical & mental wellbeing. Good friendly atmosphere there.

Travel further to continue classes if a suitable venue is available

We are a parent run disability football club which caters for youngsters living in surrounding areas, we meet weekly. It provides well being & social interaction for youngsters who can not access main stream football due to various disabilities.

This may lead to closure of the disabilities football sessions held on Friday as many may refuse a different location for various reasons, such as travel distance.

Ease of use. I would not like to attend Newbidge as I feel uncomfortable

Reduced physical fitness. Wellbeing, Social Needs

I wouldn't have anywhere else to go. I have arthritis and attending the gym helps. I also have sons who attend football there a few times a week.

I wouldn't have any other centres that are local, as I walk to Pont and would then have to use bus daily

Have nowhere to keep fit, I don't drive and can't afford public transport.

The class I run at the LC will stop & the children will no longer have a class

Considerable. The loss of the extra court could result in the club folding. We have been told we can be relocated to the new school but due to pressure from other clubs for space we do not see how you can accommodate every ones needs.

The cancellation of my young childrens sports activities. Despite the need for youngsters to be active there is not an abundance of opportunities for them to do so.

I travel from Nelson to attend a class, which I have attended for 2 years. Even if the class continued at the new school I would have to travel further.

Possibly less opportunity to play sport on a regular basis, will have to travel further. May lose members of our badminton club if club nights have to change with a different venue - which we have not been able to identify

Force a large badminton club to find other facilities as readily available as Pontllanfraith. Causing a lot of inconvenience for the club, the clubs future & its members

May not be able to book at alternative leisure centre. Have to travel further

## What impact will the closure of Pontllanfraith Leisure Centre have on you?

First I must say I work in the evenings & have been given no opportunity to engage in the face to face consultation meetings. Please consider arranging another date earlier in the day - before 2pm. I attend Joannes yoga classes at 11AM on Tues & Thurs, and swim at Cefn Fforest. Caerphilly & Newbridge are too far away & are holding no yoga classes.

Possibly exercising less a week due to travelling further. Similarly paying more as privately run classes charge per class as opposed to a monthly payment.

Play badminton regular struggle to book in other facilities.

Other leisure centres too busy and too far away as Pont is on our doorstep.

Make it much more efficient to book courts as there will be limited spaces available.

Struggle to use other leisure centres as this is on our doorstep. Also use of sports hall has allocated badminton times.

Devastating and will feel lost without it

This will have a massive impact on myself as I frequently use the leisure centre and have done for the last 27 years. The proximity of the LC is very convenient.

Lack of local sports centre in the area to use with access to a variety of activities and classes. Near to my place of work which is convenient and within easy reach of Blackwood town centre.

My club would have to relocate and I would not be able to attend any longer. There would not be a gym in my area.

No netball training

We would be unable to train.

Nowhere to train netball

Unable to train. No use of gym

No available netball court. Further to travel for the fitness suite.

No other netball training facilities nearby for Blackwood that's not already taken by another club. More cost travelling to another court.

No training facilities near so less exercising

Difficulty to exercise - no training facility near by. Have to travel further for exercise classes.

It would make it much more difficult for me to exercise regularly.

It means we have to stop training every Wednesday.

No other leisure centre around that's local

Unable to use sports hall to train for local netball club and will lose a facility to hold friendly matches from ages 5-67

No netball training

Limited opportunity for physical exercise

PLC is local to myself & my children. It provides fitness facilities for all family members. To take away an established centre is ridiculous. Spend the money on the centre.

Will make it harder to keep fit daily and I will not reach my goal of losing weight.

Have to travel further for facilities

I use the centre on a regular basis, both myself and the children I foster. I know that any club attempting to book the facilities at the new Islwyn High School are having difficulties, as they are now fully subscribed & booked out, plus there is no gym, squash courts etc. Pont LC is used by many clubs on a regular basis as always booked out. Islwyn High will always give preference to school activities over outside clubs wishing to use it.

It will impact on my mental health & general fitness. As a non driver the LC is a perfect location for me to access by foot ( as many others)

## What impact will the closure of Pontllanfraith Leisure Centre have on you?

Been trying to improve my health and wellbeing

Finding classes at different centres. Travel further.

Impact on health and fitness as I attend the gym 5 to 6 times per week

Pont leisure centre offers a convenient location for both courses & fitness suite uses. Loss of the fitness suite here would result in an influx of above to the already strained gym services, affecting service users. As an avid attendee of lifestyle classes, loss of instructor, fellow attendees & staff would make some of us 2nd guess our commitment to the local leisure centres.

Lack of badminton facilities. Coach girls football and struggle for bookings

Missing out on classes and workouts. Having to travel further.

I have visited the centre 3 times per week for approx. 34 years. Personally the impact of the closure would be huge. To strike a balance between work life and to fit in personal health and wellbeing training for me the centre is conveniently located. Its small enough not to feel intimidated by other users, the staff are friendly and knowledgeable. By closing Pontllanfraith the numbers in the other leisure centres will increase and they will become too full particularly at peak times.

Reduce my quality of health and life. I attend my local centre to improve my health and lifestyle.

Won't be able to have regular exercise or attend classes I enjoy

I wouldn't use the gym as often

I have been here for several years and my classes are busy!!! My users love this facility!

Have nowhere to go whilst children do their activities. Miss the social aspects of the group exercise. Need to think about poor weather so outside activity not always possible.

Struggle to attend exercise classes

My son uses the 3G pitch and grass pitch at least twice a week. This will impact greatly upon his ability to continue with his sporting activities

Won't be able to find the range of classes offered at other local facilities. Neither Cefn Fforest or Newbridge have the same range of classes during the evening. This will have a massive impact on my fitness and general health and wellbeing.

Will have a big impact on me because it is the nearest leisure centre.

Everything. My fitness level will change as I refuse to use any other LC. The centre in Pontllanfraith is fab and all staff are very helpful and polite. They are extremely friendly and welcoming. The LC in Pont is convenient as it is on my way home from work. Loss of the LC would mean loss of fab instructors who are knowledgeable and helpful. They get involved with the people here and help when needed.

Loss of local access to day time classes in the dance studio. Relocating opportunity for health & fitness classes during daytime for residents who cannot access evening classes.

Won't have a place to do Zumba

I live in Risca so further to travel

I feel the closure will impact upon me because it is due to the convenience of the LC and the atmosphere within it why I joined there in the first place. I feel that I would not get the service or good atmosphere at any other centre. The other centres are also out of the area too much for me to access as regularly as Pontllanfraith, which would impact on me keeping up with my health & fitness.

I will have to use the newbridge centre instead.

HUGE! Pont Leisure is local, easy to reach and a vibrant community hub. Both my sons have said they will not bother going anywhere else if the Council close this facility. My boys learnt the following skills at Pont Leisure: kyokushin karate Football skills Soft tennis Badminton Squash How to use gym equipment Both have accessed Dof E provision based at the site for their awards We simply not be minded to travel ever farther afield should this centre close. If CCBC cannot keep it open, then transfer it to a community trust or new community bas

## What impact will the closure of Pontllanfraith Leisure Centre have on you?

Will have to travel further, which costs more money, if I want to go to a leisure centre which is less accessible

i will have to catch the bus to the nearest gym as i can't drive, whereas Pont Leisure is a 5 minute walk away from where i live and doesn't cost as much as other available gyms. It has everything that is needed, and the workers are really kind.

## Are alternative arrangements/facilities in place to meet your needs?



## Please give details of alternative arrangements below.

There are no badminton courts, no 3G football pitch, no fitness suite available locally, you are ruining our children's future for short term penny pinching

None

There has been no mention if the current classes/instructors would be relocated

Ticked the No box because the other leisure centres are 1 or 2 bus rides away and evening bus services very infrequent. Wouldn't be plausible to attend any evening activities. Use Newbridge swimming pool for aqua fit for the simple reason there is no swimming pool in Pontllanfraith!

No gym going in Islwyn high for public and Cefn Fforest gym is not big enough.

No gym or dance studio being put in Islwyn High. Cefn Fforest is insufficient to meet the needs of the larger community as it is too small and Newbridge and Heolddu is too far away.

There are no close amenities other than Pontllanfraith leisure centre. The closest are either Tetrads Mynach or Newbridge both over 2 miles away.

Not enough facilities available to cover the area, teams will miss out and eventually will have to merge into other sides thus clubs will lose identity, members will leave, players won't get game time, thus kids will stop playing. We already have a high percentage of obesity in the area in both adults and children so closing a facility will only increase this problem. CCBC should be investing in the health and welfare of its constituents.

The alternative arrangement is to go to Newbridge Leisure Centre but this is not convenient and lacking in availability.

Newbridge Leisure Centre

Alternative leisure centres are too far to travel to and would not have time to do my classes on weeknights due to this.

Time slots are too busy

When arranging ingredients eating last night, there was no carry answer that another facilities will be put in place. To replace the

Unsure.

Go to privately owned gym now

Classes at other nearby venues do not meet our needs/times/transport issues

There are none, the gyms elsewhere are fully booked, and that applies to dance studios if any in other leisure centres

The next decent facility is Newbridge. And they don't have a 3G pitch and Islwyn doesn't have one at a high enough spec. Islwyn doesn't have squash courts either.



**Please give details of alternative arrangements below.**

Other leisure centres do not have convenient classes times etc that fit around my work family commitments. Also even though other leisure centres ie Newbridge due to being very popular the facilities and car park are always busy and sometimes hard to use said facilities so I think closing Pont will put a bigger strain on these leisure centres therefore classes / gym will be even busier.

Through private local gyms

nothing within a few miles. I don't want an alternate, I want the local leisure centre, it's not a burden financially therefore should stay. It's not about money it's about the community.

There are none. Newbridge has no dance studio and we cannot use the hall because of school use. The new school in Blackwood would not allow morning classes because of the children in school. Bargoed and Caerphilly are too far especially with road works in Caerhilly. So as you can see there is nowhere we can go.

Ystrad Mynach is way too expensive!

Islwyn High does not have squash courts or offer fitness classes...

Islwyn High is always booked especially for the days we need. Blackwood comp the flood lights are broke and they haven't got the funding to replace them plus it is always booked up on the days we need just like every other venue that has artificial pitches also it is too expensive. Our under 7s and 8s play matches at Pont every Sunday and I was told that Islwyn High doesn't do Sunday opening.

Islwyn High has no gym and would not be open in daytime or for casual users.

there is nowhere local that would suffice

Closing the local leisure centre reduces the options available to residents to access their local facilities making it more difficult and more expensive to travel to the next nearest facilities.

Are there leisure facilities still in the area, yes Newbridge leisure and the less than adequate facilities at Islwyn High but they are already highly in demand and there is not enough amenities to cater for everyone who wishes to use them.

No where else available to book courts! Not enough available facilities for our rugby team to be able to train effectively once a week and there aren't any reasonably priced fitness centres within walking distance.

Yes but only if I start using a private fitness suite.

As discussed above

N/a

Other venue does not open on a Sunday!

There are no alternative arrangements available.

not at this time. Islwyn High School booked and too far away as most walk to Pontllanfraith - therefore the change will increase road traffic.

Alternatives are available at Islwyn High, Newbridge and possibly Blackwood school in the future but these are all further afield.

Islwyn High school can't take any more groups so anyone using Pont has nowhere to go.

Absolutely no alternative arrangements are in place. I've already stated that the new Islwyn High School is not fit for purpose.

Nil

As above I answered them all in the first question.

Not happy that the alternative site proposed (Islwyn High) is closed in half term and summer hols. There has been no consideration for Allison (fitness instructor) to be relocated. Considering she works 5 nights a week I can see many leaving Caerphilly membership scheme to follow her training sessions elsewhere. I for one will be willing to reinvest my membership money elsewhere.

None

**Please give details of alternative arrangements below.**

Other facilities are booked to tge max already and are unable to accommodate reasonable times and space. It also means we have to travel 4+ milesto an altwrrnative leisure centre.

No available 4g are available for either of my sons teams.

None

Classes at Pontllanfraith are ran at suitable times, other leisure centres don't do this

There will not be enough courts in the area.

Don't know

I would have to travel further to other centres in the Caerphilly County Borough area, or cancel my membership and join a private gym.

Newbridge, Yoga class to resite

Gym, squash courts etc.

I use Cefn Fforest

We already use Newbridge LC. Family commitments of current class members will probably mean non-attendance at the different facility - as experienced when soccer skills (Pontllanfraith) Friday night class closed.

Newbridge LC has badminton courts but these are usually fully booked or being used for other sports. I need transport to access NLC I can walk to PLC.

None known of. I have epilepsy which means I am unable to drive, I have to use other means of travel.

Nearest similar alternatives are at Newbridge LC.

Alternative facilities available at Islwyn High,however due to significant demand there is limited or no availability. Other sited such as Newbridge & Centre of Excellance are also fully booked & have waiting lists.

Not known! Facilities in the area but availability is unclear.

Not sure of alternative arrangements. No spaces at other facilities for football. Closing PLC will not help the lack of facilities for football teams.

It has been proposed that our club booking will transfer to Islwyn High. This is too far away for us. It's also unavailable for a large part of the year, ie exam times Dec/Jan & May/June as sports hall is set up for exams.

Gym exercise will have to end

Newbridge - but I would have to take car.

Only alternative will be to travel further and incur extra costs - thereby removing my lifestyle membership

Apparently the new school at Oakdale has alternative facilities

I have ticked "YES" to this question because alternative arrangements were put in place but no consideration on how people who don,t drive were going to get to these places. As in my case Pontllanfraith is a 10 min walk for me but going to other centres (eg; Risca or New Tredegar) would require catching at the least two buses.

Islwyn school

We would attend Newbridge but not really happy with sports hall facilities. Pont is perfect for us as a group & for me as an older person.

No classes would match the standard of the ones I attend in Pont.

Other sites with facilities available but will they be available to book. less facilities - more users!!!

May relocate to Newbridge however many members are against this proposal. They are open to using the pitch at Islwyn High.

**Please give details of alternative arrangements below.**

No other arrangements would be good to me as I don't drive, Pont is local to me

None provided

See above. Although it has been indicated we can be accommodated we do not see how everyone can be satisfied with the loss of this centre which is heavily used by clubs & public. Have found in past that using school facilities is inconvenient as the school only seems interested in themselves & no one else using the sports hall.

How can the alternative venue provide facilities for all the current classes, gym, sports hall activities  
Have not been able to find any alternative arrangements that can offer the same.

CCBC promotes exercise yet you move to take our 2 local amenities away - many people can walk there. I strongly urge you to reconsider closing Pontllanfraith & Cefn Fforest LC.

Newbridge - although hard to book courts

Newbridge

Newbridge - but very hard to book badminton court

None

Haven't been told anything, maybe Islwyn High.

No info given

N/A

?

No information given

No yoga classes available locally.

That club that I use on a Sunday cannot get any bookings at Islwyn High or Newbridge as always booked out.

Newbridge - but not keen

There are not enough to fulfil the demand

Attend other leisure centres which is a poor alternative.

There are no alternative arrangements that I am aware of.

N/A

Newbridge - but I'm not keen on the staff and the gym itself. Pont is the only place I feel comfortable exercising - the other centres are intimidating.

Not locally - would have to travel to Caerphilly - day time classes ie Yoga, limited

Don't know

There are no other arrangements to my knowledge

I'll use newbridge

There simply are not. Private facilities are too costly and cliquy. Community centres by their nature are too unpredictable and of poor standards.

I don't know of any and I don't drive so couldn't easily get to the other leisure centers

## Please detail how the impact of the closure of Pontllanfraith Leisure Centre could be further reduced?

Would save money by not building a new pitch and also I would like to point out at the new super school built Islwyn high school that their gym facilities are not even up to gym standards only got a couple of machines there and cannot be used during school times which will have a knock on effect with anyone working shift patterns and I will be one of those.

Build another leisure centre

By providing another facility of equal or better standard on this side of the valley.

Surely this decision contradicts the best interests of the community? Heart disease is a killer, exercise has been shown to be beneficial and helps rehabilitation. Let's get proactive with more not less leisure facilities before we have to build another Hospital. Diesel or petrol cars is very political, how about less reliance on vehicles with facilities closer to their home? Isn't the proposal to shut being taken with no consideration the the health and air quality of our environment and the people you represent

You need to decide that. You're making these decisions

Transport provided and same facilities

Simply don't give into corporate greed. We need these facilities for our children.

If the council were to relocate the leisure centre to a different site within the vicinity of Pontllanfraith.

It can not be reduced. the impact is eminent. There are classes that help those with mobility and weight loss that will now only be available at each end of the county in New Tredegar or Risca leisure centre. Everything is being taken from the Pontllanfraith and Blackwood wards of Caerphilly council which is not fair to the residents of the area.

Facilities and amenities should be, being added to the area to accommodate the families who will be moving into the area, as well as to continue to supply to the need of the current user. The facilities should be, being invested in to provide the new and existing residents with leisure activities. The new homes alone, would provide the council with substantial income from the council tax fees, this money should be fed back into to the area, to allow for more community friendly areas.

Keep it open Viable

The council need to understand that funding unrequired road works, social housing, unrequired huge staff bill (office based) and shocking redundancy pay offs for staff who have already profited from council tax payers - they need to look at funding for beneficial means such as sports and leisure.

Major

Hard to see how other leisure centres could run more classes/increase availability.

Leave the building open.

The centre is always very well attended and seems busier now than ever. I have been playing here for 25 years as I used to live in Blackwood area.

Keep the leisure centre open

Not Close it! There is nothing wrong with the leisure centre.

Keep venue open/ invest in the facility. Newbridge is full to capacity. Cwmcarn LC was the centre of the community. The community has suffered since its closure.

Don't close it altogether.

Increase facilities in Newbridge & classes. Make school facilities available. Need something in Blackwood.

By not closing it. Or plan a new one in this area, not one further away.

Keep it open

The lack of equivalent alternative facilities from the 3G pitch to the sports hall, from the squash courts to the fitness suite means the closure of the leisure centre will have a massive detrimental affect on those who use it.

**Please detail how the impact of the closure of Pontllanfraith Leisure Centre could be further reduced?**

It can't be reduced - once closed these classes will stop - having a detrimental effect on members physical & mental wellbeing.

It just takes another facility away and the community needs this centre. Do not close the centre it is part of the community.

It could have been reduced/prevented/more difficult to close has Leisure Services Management been more pro active with community based events, using not only Pontllanfraith but other LC's as a hub or integral part of these activities.

Building more courts & facilities at NLC & CFLC & running more classes in both of these but that still leaves the issue of transport!!

By reducing the membership fee because you're going to provide less of a service and it will cost more to go to another gym. You provide less, you pay less. Please don't blame Westminster Gov, or cuts to local Gov funding, we pay more & more but get less for it.

Let there be no closure. Add a swimming pool to Pont leisure.

Can classes be held nearby? Can the same facilities be offered nearby? What will happen to all the local clubs that use the centre. Pont LC is very popular and provides excellent service to all.

By keeping the main building open

Build a new leisure centre for them, or keep Pontllanfraith open.

The relocation of the 3G to Blackwood would soften the blow of losing the pitch but the closure of the well used centre will see increase in demand at already busy centres.

Develop for current users ( as per discussions with CCBC)

Why close the LC? The 3G is very popular. 2 schools have closed which both had pitches, replaced with just 1 pitch at Islwyn. Keep pont open & change Oakdale astroturf to 3G. Customers should be provided with alternatives if Pont LC closes.

Keep it open to provide facilities for the local community. The county promote health & wellbeing yet are looking to close well used facilities that allow the local community to keep fit and active.

Keep it open. It provides great facilities and is the most profitable in the county - why close it?

Providing a varied activity timetable at a nearby leisure centre such as Newbridge which currently does not have facilities to host activities, yoga, pilates, body conditioning etc. Don't close leisure centre at Pontllanfraith.

Do not close the centre - Pay a visit to the car park from Mon - Thurs and see how well this centre is used.

DON,T CLOSE IT.

By having local fitness class arrangements made by CCBC which are affordable & regular within Pontllanfraith.

Don't close it!!

Don't close it

By not closing it. There is already high demand for the facilities in Caerphilly & closing will mean less availability.

Keep the building open

Don't close it - it is well used

My view is it should remain open as over 90,000 persons use the centre each year. It would impact on numerous people and other centres are already overcrowded.

Ensure fitness instructors jobs are protected as well as CCBC staff jobs. Ensure classes will be facilitated elsewhere in another leisure centre with the same teacher.

Do not close

## Please detail how the impact of the closure of Pontllanfraith Leisure Centre could be further reduced?

By not closing it!

Another location becomes available which is easily accessible & still within the same area, at least closer to the area than Newbridge LC

Use sports hall for bigger fitness classes

By not shutting the leisure centre as many individuals use it.

Keeping it open. Rebuilding the leisure centre local to Pontllanfraith

By not closing it or building another LC to replace it. By closing this LC this will have a big impact on the health & wellbeing of the people in the area.

We have existed as a club since 1970's/80's we spent most of that time at Cwncarn school, when it closed we were offered 2 hours at Newbridge. We were subsequently accommodated at Pont as there was pressure at Newbridge due to other clubs from Cwncarn. We are happy here the staff are extremely helpful to everyone.

If funding is the issue why not consider focusing on spend that is irrelevant and of no benefit to the council tax payers. Food banks being used by the wrong client base. Millions wasted on accommodation for CCBC office staff (Tredomen) and foolish bonus/wages for management. You are not private, you are funded by us. Listen to those who pay for you.

I may either have to travel further which may dissuade me from attending & attend RCT centres instead as class may no longer be provided.

More information that is easily accessible, information shared as consultation progresses

A suitable replacement facility, available for regular & constructive use for all members

Build a new LC in Blackwood or better still Don't Close Pont! Some sports eg football will be catered for elsewhere but there won't be extra badminton courts. This means I cannot play at all. CCBC should be promoting sport not closing facilities.

It is hard to imagine an area as big as Blackwood not to have a leisure centre. A new and improved LC should be built to cater for the people from the new houses which are being built on the school site and adjacent to Grove Park. For the future use of the community. I strongly oppose these closures.

Probably if too difficult to get a court our group will drift apart.

More classes at other centres which are sadly lacking

Unless it is kept open the impact can not be reduced. As well as creating geographical and access issues, there will also be a great negative impact socially creating further magnitude of issues and problems.

Something else in the nearby area offering the same facilities. Alternatively keeping the centre open at peak times.

Don't close it

By giving us another place to train.

Tell us where the new training facility will be!

Do not close. Update the facilities resulting in a better centre for users. In particular with new housing planned.

Provide another leisure centre for us to train

Provide another sports location

Open sports hall in Islwyn High School

Opening a council facility leisure centre near the same area

Provide another leisure centre

## Please detail how the impact of the closure of Pontllanfraith Leisure Centre could be further reduced?

Be able to provide a suitable venue in the local area so players that cannot drive are able to get to training.

Continue yoga classes locally. Add additional well being classes locally - eg Tai Chi, Yoga, Pilates

Spend the money on the building. Facilitate it better - encouraging more people from the local area to use the centre. An established karate lesson/group has been here for 35 years.

?

By not closing it, and spending some funds upgrading it!!!

Don't close it! It will be incredibly damaging to the community!!

Open a local facility or improve Cefn Forest

Could keep leisure centre if i.e. houses are built new customers & more revenue from locals - more profit for CCBC in long run.

loss of enjoyable classes as alternatives may result in having to travel multiple locations to attend rearranged classes, this would make it annoying and inconvenient for myself with scheduling. Also increased time spent travelling for what could be unnecessary if the gym remained open. Ideally find a closer location within the area offering current or similar class schedules if the gym has to close.

Need to keep present instructor for Zumba classes

Re Consider its Closure! The centre attracts a large catchment area. It is well used and supported by the individuals and various sporting clubs. With obesity rates rising particularly amongst young people it is more important than ever to provide leisure facilities throughout the borough to meet the needs of everyone.

By maintaining a local focus for health and wellbeing for the community by maintaining the LC within any new build plans. This will keep both new homes owners, employees and centre users happy.

Don't close it

Monitor usage. Caerphilly Borough needs leisure facilities as high levels of obesity & sedentary behaviour. Great classes.

This will be further reduced by the centre remaining open.

The simple answer to this would be to keep it open. The centre is well used. The range of classes offered here are the best in the local area. The instructors are fantastic and the staff are brilliant. I see no reason to close a well used facility.

To remain open

Loss of LC could mean loss of classes as people would have to travel to other LC which would result in a longer travelling time and distance in travelling. This would be very inconvenient to many members such as myself

More daytime classes in Blackwood/Pontllanfraith/Newbridge area

By remaining open, not just for myself but for others

N/a

If CCBC cannot keep it open, then transfer it to a community trust or new community based organisation...I for one would lend my skills to this as a volunteer!

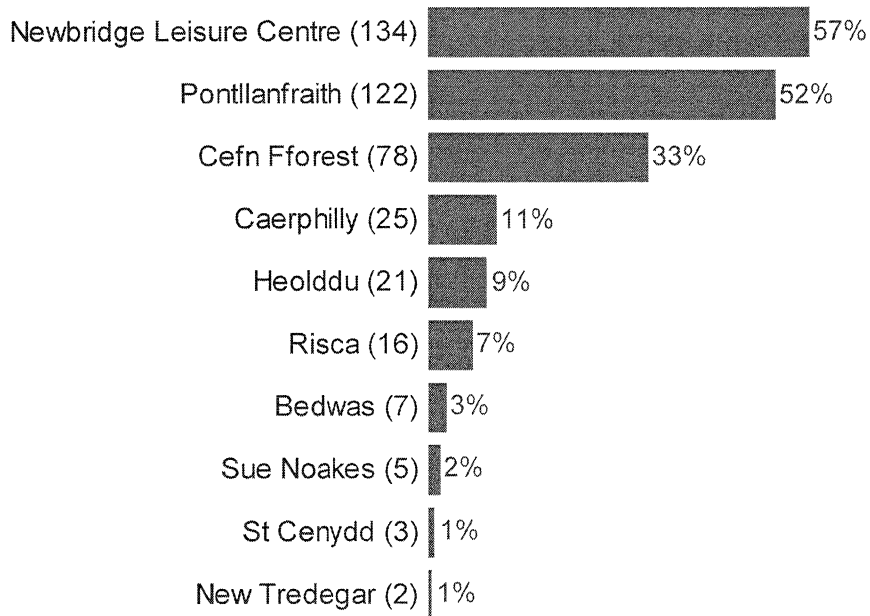
Don't close it refurbish it

not closing it would be a good start. everyone i know enjoys using the leisure centre and to close it would be a really bad idea. not to mention the fact that islwyn high school's new gym only includes 4 spins bikes and one set of weights. the dance studio is half the size of the pont studio, and there are no bus routes what so ever to the new school.


### Are you a Caerphilly Lifestyle member?




### Do you use any other leisure facilities in the Caerphilly county borough area?



### What is your age group



### Are you





**Please provide your postcode.**

NP12 2NS	NP12 2ET	NP12 2HB
NP11 4HP	NP12 2NY	NP11 7FW
NP12 3NF	NP12 2NY	NP12 2FD
NP12 1QF	NP11 7AP	NP12 1HH
NP12 3JY	NP12 3RE	NP12 0GY
NP12 0SF	CF46 5BS	CF83 1SG
NP12 3NX	NP12 2ED	NP12 2PR
NP12 1DH	NP22 5BQ	NP12 2GP
CF82 7QQ	NP12 1SD	NP12 1HB
NP12 2FW	NP12 1DF	NP11 7DJ
NP12 1EG	NP12 1DX	NP12 0PE
NP12 0NG	NP11 7LG	NP12 1EW
NP12 2PJ	NP12 2HP	NP11 6QY
CF83 1DH	NP11 7GY	NP12 1ED
NP12 2PD	NP11 4TP	Np121ba
NP11 7LD	NP12 0DS	np12 1fs
NP11 7LD	NP12 2PY	np12 1fs
NP12 0AH	CF81 8TQ	NP12 1WX
CF83 3PA	NP12 2JA	
CF83 3PA	NP12 0UG	
NP12 2DP	NP12 2HP	
NP12 2JL	NP12 0RA	
NP12 2FT	CF82 7GR	
NP12 2FT	NP12 2HX	
NP12 2DA	NP12 0BG	
np12 2pf	NP12 1NW	
NP12 1QG	NP11 3AD	
NP12 2JT	NP11 3AF	
NP12 2JT	NP12 1NW	
NP11 6QY	NP12 1FS	
CF83 3PA	NP12 3RB	
NP12 1DD	NP12 0ES	
NP12 2ER	NP12	
NP12 3TR	NP12 2DE	
NP12 3TR	NP12 1JA	
NP12 1QA	CF83 3GU	
NP12 3NP	NP12 2EG	
NP11 3JF	NP12 2QN	
NP11 7LG	NP12 2GB	
NP12 2FJ	NP12 2PE	
NP12 2EJ	NP12 1HA	

**To protect anonymity, a full range of monitoring questions has not been included. However, if your response to any of the questions in this survey have been impacted by any of the following (age, disability, ethnic origin, gender, gender reassignment, marital status, religious belief or non-belief, use of Welsh language, BSL or other languages, nationality or responsibility for any dependents) please give details below.**

I have two teenage children who use this facility

At present, my priority is my daughter, I am not thinking about anyone else directly in my family or myself.

I suffer from bipolar, emotional personality disorder and anxiety.

None

You have an aging population in the borough who need local and accessible services.

The welsh language law was passed in more affluent times, perhaps it is now time for a rethink before we lose to many more important facilities or services?

think it should stay open

Na

None

This form does not work properly on a mobile device. Given that most people will be completing this on a mobile device, it should have been thoroughly tested. This is a requirement of government services.

Disability, mental health and physical health

Just starting my retirement & keen to keep fit & socialise.

As I don't drive, finding a way to get to the alternative centres will be very difficult

#### **Q4 Impact of the closure of Pontllanfraith Leisure Centre**

No sports facilities available in the local area, and no the edge of Blackwood is not local to Pontllanfraith. Pontllanfraith has nothing for children to do as it is, limited parks are available, ..... broken Muga's and I think that's it. Leisure centre block bookings are tough enough to get as it is, Islwyn high should be opened as a further service to what is there not a replacement.

There aren't enough sports grounds for the children/adults as it is now, you can't train on grass pitches , very few grass areas have floodlights anyway, using pont and islwyn outside pitches would give the sports clubs more oppurunities to beable to offer the children of caerphilly more chance of being able to train on a safe pitch that is well lit. On one hand child exercise is encouraged and then Caerohilly borough aren't taking the chance to have more availability. Our club will continue to have some teams that aren't able to train during th.....

There are no other facilities by me to do fitness classes, the next nearest would be Caerphilly. Also my son's karate classes would be cancelled. The centre is always busy as I can barely ever park there.

As a club based in Oakdale we have struggled to book facilities outside of the village, Pontllanfraith and Newbridge included. Islwyn High has opened and we applied for use of the 3G in the evenings for 1 hour on a Wednesday and 1 hour on a Thursday. This is needed to accommodate 6 teams. We were allocated 1/2 a pitch for 1 hour on a Wednesday only, meaning during the winter when grass facilities are unplayable we will have 50+ children with nowhere to train . The closure of Pontllanfraith 3G, if the funding to transfer cannot be found will mean...

Many of my clubs teams have trained on Pont 3G pitch for years and it would have a massive impact on the club and the local community to lose such a wonderful resource. Teams have trained on the same day for years and losing this pitch and being unlikely to find another on the same day could result in teams folding. The staff in Pont, particularly John, have built a real community feel to the centre and would be greatly missed.

Won't be able to attend local fitness classes or use the gym. We've been going every week for several years and see the same people every week - it's a real community and friendly feel there. There's some great classes held there by the instructors and at much more convenient times than other leisure centres. The staff and instructors are excellent.

Very much against the closure

It will mean the loss of a training facility for clubs in the locality. Ultimately this could lead to clubs, sides folding and also reduce the opportunities for youngsters to get fit, make friends and enjoy themselves driving them back indoors on the Xbox etc. There are no where near enough facilities in this area, and we wonder why grass roots sports struggle, just look at the number of teams folding in both football and rugby, it's a trend on the increase and is robbing our children of their childhoods and adding to the obesity epidemic meltin

Will have to travel to different leisure centres, may cancel membership and go to a private gym. Really disappointed, and upset by this

I use this facility 5 days a week mostly for the gym. It's practical and perfect for me being able to attend from work and the leisure centre having a good group of employees and users. The gym is not like your ordinary gym where you cannot get on any machines or weights it has a close knit group and I love attending there and feel no other gym could offer me what this one does. Also all the classes that take place there throughout the week are fab and would be greatly missed if this gym was to close.

Only place near for residents of Pontllanfraith and children / families are able to gain access via walking distance Won't be able to attend fitness classes - yoga kettlebell or circuits. Attend regularly with my partner and neighbours and we've been going years now. The same people attend the classes and it's really nice to see familiar faces as it becomes more of a social thing rather than just exercise! We know the instructors really well and they are fab - highly skilled in their roles and so friendly and helpful. The other local leisure centres are tiny and don't run the same types of classes or have the same facilities. The bigger leisure centres are jus...

I don't believe the other Caerphilly leisure centres are able to accommodate the extra capacity of closure of pontllanfraith. Newbridge is at capacity for the 3G pitch and sports classes are full (plus instructors are rude there in my opinion). pontllanfraith has a clean and well maintained 3G pitch with ample parking and facilities of which will be missed greatly if demolished. Caerphilly Ccbc should be investing more in sports and health and well being not remove g facilities

I attend the yoga classes there. The only other leisure centre than runs yoga is Caerphilly. This is significantly further for me to travel.

I have tried the Newbridge leisure centre and found it very imposing and impersonal i didn't feel able to start my fitness regime and left very disappointed I wouldn't feel able to catry on with my fitness program

As a local resident and a user of the facility, it would have a great impact on my family if the facility were to close with no replacement made available.

It is the closest facility to my house that offers both my daughters the chance to play in a girls only football team.

Moving further away would stop them playing as our time is tight anyway so further travelling would be impossible. The council continually cut funding to leisure services and hide behind the fact that other areas have excellent facilities....well I want facilities local to me! Everything involves having to have a car because services are so far away. Closing the leisure centre would be detrimental to the health and well being of This closure will have a tremendous impact as I do not drive and would struggle to get to another leisure centre. I will have to use other gym facilities which will incur extra cost and travelling times won't be able to train there and won't be able to play soccer sixes We have used the 3g pitch weekly for the last few years and find it an excellent venue as it's located for everyone to get too.

I'll have to travel a lot further to use the already oversubscribed Newbridge Leisure Centre where the car parking is awful and the fitness suite is ram packed full of people.

As well as myself, both of my children regularly use these facilities. They are both able to walk to and from the centre and keep themselves fit and active. There is very little around this area for teenage children to do and to take this facility away would be disgraceful. As a member of a local rugby team, the 4G is regularly used for training throughout the winter also.

Very big impact on me, it is the nearest centre to me and it is really handy. Please don't close it. Everyone loves this leisure centre and it is always busy

We will have to find alternative venues to train at we have been using the facilities for several years and feel that the leisure centre is used often enough to warrant a solid case for it to remain open to the public. Closing this site will have a negative effect on the community as there is not enough for the public as there is. Surely the council should look to minimise boredom for the youth of the surrounding areas of the centre by keeping what they have available open and running as for a lot this is the only outlet they have to play sports,

I will have to look for alternative fitness activities. I am very happy with the proximity of the leisure centre and the times the classes are taking place, as well as the instructors. It will be difficult to find the same level of service elsewhere

Travelling further away as a team to train.

The centre is within walking distance for my whole family that use it weekly. Oakdale is a car journey for my wife and myself. And a bus journey for my children. My son already uses the new facility at oakdale for football training and that seems to be very busy already. Surely we should be keeping and adding to anything that helps to get people active!!!!

At age 56 and actively playing squash to keep fit which is what we are all being told to do this will sadly end as we play at 4.15 and most courts would not be available at this time.

Massive. We currently use the 3G pitch as our home playing pitch and have done for 3 years. The closure would leave us without a home pitch and put us at a huge financial risk We also use the facility for our training sessions None

I will have to miss out on a weekly fitness class

None if the pitch is moved to blackwood school in good time and not promised for later and never happens

Only full size AstroTurf football pitch available for use in the area.

There is no availability for slots for training on other pitches within the borough. Supply does not currently satisfy demand & this will be worse if Pontllanfraith closes.

I believe this is a good move for the community and would benefit from a local community hall with organised events more.

I've recently started coming to this leisure centre as I have changed jobs and find the Zumba timetable suits me better at pont over Newbridge which I had been attending. I will be sad if it closes and I would be considering cancelling my membership that I have held for almost 4 years now.

unsure whether the karate club will continue if closed or where it would be held. Would the 3G pitch still be as available to the existing clubs that use it with all the other clubs that currently use existing Blackwood comprehensive facilities?!

Further to travel with no access to car. People are trying to get fit/healthy and with closure of this facility this will be negative impact on local residents who won't/can't travel further afield.

I live within walking distance of the leisure centre and will now have to drive to use facilities elsewhere. The facilities at Pontllanfraith may not be the most modern but they are often available when other centres are fully booked.

Further to travel

A Huge and Great impact if this place closes I'm not interested in traveling further up to the new super school when I have it around the corner as it is now it's close and I don't have to travel far with kids. And why waste it if it's there and the council has spent the money on it, in the first place.

Once again left to travel miles to gain access to sport. Awful proposal. No way will I vote Labour again if this goes through. I'm a party member!

It's close to home and within walking distance so very handy and has many things going on that I am interested in! Badminton courts, Zumba etc

A lot as I live there locally and always use the leisure centre as it lbs the closest one to me. Also Islwyn high the football pitch is not big enough so they could use pontllanfraith Astro turf as a back up.

Will have to travel further

Absolute nightmare. Find it terrible. Pontllanfraith must say for everyone.

Will make it difficult to play sports weekly and will put facilities further away

As this is the nearest Leisure Centre to my address, closure of the centre would mean having to travel further to centres within the County Borough which may not have all the facilities. Also more residents will be using the other local centres making it more difficult to book a court on the day and time requested.

Travelling here to close to my home -my son goes to activites eg rugby and football club in school holidays - unable to travel

My child who suffers with chronic constipation will go backwards rather than forwards with his development. Both my boys get to do an activity that suits there needs, so taken it away from them will affect them on not only bonding but on the physical side of things.

It is already apparent that the new high school to replace 3 schools closing or about to close. Regarding funding, any proposed sale of the site will generate a substantial amount of money. We have already been told that Caerphilly c B C no longer prioritise leisure in their budgets. .... As part of the sale of the site, it would be useful and more effective to apply condition

Very little

Will have to travel extra distance to use facilities that have been made available to me in the last 25 years at Pontllanfraith. due to being ecologically minded, I walk to/from whenever possible but will have to now drive. parking has always been hit and miss at Pontllanfraith with a large car park. but due to the exceptionally small amount of parking available at nearby sites, cannot see this being a sensible option. the decision to close this leisure centre will cement my decision to not use CCBC facilities in the future and will happily

We use the 3g pitch on a week day evening for our team training. We use this facility because it offers a pitch that is not likely to be frozen or flooded and the benefits of lighting. We are a rugby team serving the community. For safety issues amongst many others, we need this facility to stay open. We cannot train on an unlit area. The latest school (Islwyn High) will not have the capacity to serve everyone's needs. It is full to the brim now..... and that's before any closure of Pontllanfraith Leisure Centre.

Big impact on me and my child. The council should be encouraging more sports facilities but closing them and spreading them around the borough not just in Ystrad Mynach where the councillors live

Our club will have to find another place to play.

Already struggle to book a slot locally on any 3G or 4 G pitch so with the closure of Pontllanfraith this will make it impossible.

We have been playing football on this 3g pitch for the last few years and it has been ideal. Central to everyone who plays football there and loads of friensly staff. I think it will be a real shame if this is closed

As a casual user of the leisure facilities I would like to know, with all this extra housing being built both in pontllanfraith and Hawtin park, what infrastructure is in place to accommodate all the extra influx of people. The new Islwyn High school won't be able to support this and neither will the local health centres, who are probably at full capacity as it is. Closing these leisure centres only makes it worse as the remaining few centres wont be able to cope or supply the activities of the closed centres. Pont leisure has a lot of footfall

The proposed closure of this leisure centre would be a big disappointment to me and would probably result in me not relocating the class i take there, in any other facility, thus children missing out on exercise. i visit a few of caerphilly leisure centres occassionally and none of them other than pontllanfraith have the same friendly staff and a centre that has a warm welcoming feeling. This centre is ideal size and not intimidating like the feeling you get at some of the other centres. I know of a few young people who live within walking dist

As I am a foster carer the children won't have any facilities that are local within walking distance to go.

It will be devastating for the local community to lose the facilities. My whole family use the gym, fitness classes and sports hall to keep fit, socialise whilst playing sport and remain active. Without the leisure centre, as non drivers, this would not be possible.

Massive impact and would force me into buying a gym membership i can't afford

It is already very difficult to book a court. Oakdale has 1 less court so that will make it even more difficult to make a booking. This will result in me having to give up playing badminton as there is no availability elsewhere.

A detrimental impact

It will have a massive impact, due to my mental health disabilities and anxiety I am only able to use a small quiet gym. I find the pont gym a very safe place to use in the morning as it's quiet and the staff are very friendly. Losing this facility will have a massive impact on my mental health and fitness as I don't feel able to use any other gyms in the area.

The leisure centre is in walking distance of my house, there is no other sports facilities within walking distance. This meaning I will have to drive to my next nearest centre, which is Newbridge. May I add that the Newbridge centre has the worst car parking facilities in all the borough.

I have used this Leisure Centre for a number of years, being a local resident and attending the former Comprehensive School. I have used a number of its facilities for a number of activities such as badminton, squash, but mainly football. At the moment a group of us try to book a pitch with CCBC leisure centres at least once a week, and we struggle weekly to find a suitable slot. I can see this being a future issue if even one of the leisure centre closes.

Because it's close to where I live I am able to walk there. I am a pensioner and would have to rely on others to take me to the next nearest leisure centre which is Newbridge, this would not be possible every day and would therefore interrupt my daily exercise routine which is an integral part of my life.

The leisure centre is a sports hub that is extremely useful to locals and one of the best pitches in our area, bookable to everyone until 10 which is great, pitch booking fills up fast, some now even block booking months in advance making booking a slot event harder, that's before this leisure centre has closed! Not to mention how over crowded the small gyms in other local leisure centres get crowded due to the size of them. The leisure centre is too useful to close right now and will end up sending more people to local leisure centers which all Travelling much further out of my way to play the sports I enjoy to facilities that are often fully booked.

I stopped using Newbridge leisure centre as the parking and gym was always full. Please don't close this facility. The 3g pitch is fantastic and is used every night.

At present I run outside and use the gym equipment occasionally. But as I hope to have more time on my hands in the next couple of years I was hoping to use the facilities more often, however if I had to travel further afield or use a car then this would not seem worth it, in my opinion the council should be encouraging its residents to be healthy by providing better facilities. If anything the place needs to be modernised not closed or relocated so the land can be sold to developers.

None, I go to newbridge anyway.

It will mean that personally I will have to travel much further a field for gym and classes to either Newbridge or caerphilly which are already too busy at peak times.. My sons Ruby team also use the 3G for training and there isn't enough of these facilities for local teams to use without closing down another leisure centre..

I live in the Pontllanfraith area and play badminton with my family at least three times per week at the Leisure Centre. This activity not only helps us to keep fit but offers valuable time for fun and socialising as a family. Since Pontllanfraith is an area of fairly low socio-economic status, local people need affordable access to sports facilities, without the need to travel further afield. The Sports Hall is almost always booked out every time we visit, and so closing the Leisure Centre will mean removing a well-used facility that enables loc

It is like more residents will use other leisure centres placing additional burden on other centres

This will mean further travel. Also if expected to use the new facilities at islwyn.. do they have squash courts.

What will the booking possibilities be with so many other people who will evidently want to be booking from a much wider community group than those that use Pontllanfraith. Also why spoil a good thing. Pont leisure is always busy and never goes unused therefore why can it not continue this way. It seems more and more is being taken away.

Me and my daughter enjoy going to the gym together as she used to go to pont school. We would miss the staff and have to change our regular routine plus the prices are much more expensive in other local gyms which would affect my ability to go as often

Would have to drive further to another sports place

The closure of the Leisure Centre followed by the obvious housing development will impact great upon the area of Pontllanfraith . The increase in houses in the area: Hawtin Park, the old Pontllanfraith Comprehensive site, the Council offices mean there will be a great increase in the local population who would be looking for local facilities. The facilities at Islwyn High for example are not even on a bus route whereas a number of buses pass within 200 yards of Pontllanfraith Leisure Centre.

I won't be able to use another centre so a huge impact on my health. To build the additional houses you also need to consider the facilities needed for those additional residents.

Personally, not much but I have a car and can travel out. I understand that for people living closer who use the leisure centre and rely on public transport, the impact will be much greater. It could make the whole process of travelling to an alternative place almost impossible for maintaining their regime.

There are currently limited leisure facilities in the Blackwood area. space is limited and bookings challenging to get at a reasonable hour. The closure and loss of another facility in our area will impact significantly on a community that hasn't had any investment in recent years. Has anyone done an audit on the leisure facilities in Blackwood/Pont. Blackwood has no Football Pitches, No astroturf other than POnt ( and please don't include Blackwood comps excuse for and astro turf which is highly unsafe and in Cefn Forest.) There is no respectab Making it difficult to attend gym and classes to keep up healthy lifestyle  
Make it more difficult to attend football team that I am a member of as I don't drive and live locally to this pitch!  
Preventing people from maintaining their hobbies and healthy lifestyle  
Impact my fitness activity.

If a 3G is not installed at Blackwood this would have a huge impact.

It will have a huge impact on my football teams, 6 of my teams use the 3g pitch for training, I also use the gym 4 times a week, I don't like using Newbridge or Risca as it is used by the school in the day and it make me feel embarrassed, I would be gutted if Pontllanfraith goes as I will have no where to go and it's the only gym I feel comfortable using.

The leisure centre is a vital part of the community. It's ironic that the council and schools are actively promoting a healthy lifestyle with exercise and yet are proposing the closure of local leisure centres. This leisure centre is in walking distance for many and if this closes, we would need to drive to another leisure centre, this is not eco friendly and goes against yet another initiative promoted by ccbc!

None. But it would be nice if you did a bit more for people. Roller derby is not allowed at the leisure center because it may hurt the court ! It won't now if you keep it open.

Myself and two teenage children use the gym all together as I don't drive and they have outgrown parks so nice family time

It will have a huge impact on me and my partner we both use the Lesiure centre regular. As local resisdnats its easy access for the both of us. Also I think it would huge shame after there has been a huge amount of tax payers money spent on the new 3G pitch and to remove that would be ridiculous. The development of the sites that have closed are going to be residential so there are going to be more people in the local area that are going to want to use these facilities. Overall I believe it would be truly daft to close pontllanfraith Lesiure cen I won't be able to train as I can't drive.

None on me personally. But Pontllanfraith residents have made strong representations to me that they wish this facility to be retained in situ. Many cite the previous loss from Pontllanfraith of other CCBC facilities (including the Youth Centre, Ty Pontllanfraith and Pontllanfraith Comprehensive School), and they are angered at the proposal that this final local CCBC resource might be lost to our area.

It's ridiculous, if the gym closes, instead of walking to Pontllanfraith I will have to drive to Newbridge as the one in the school is not comparable

be no where 2 go for the kids round pont and i think this is a piss take of all the house what is going up round here

It will be inconvenient to me as the leisure centre is within easy travelling distance, as I don't drive closing it means there won't be a leisure on a local bus route.

My son uses the leisure centre more than I do, and it is such a shame that it's being taken away. It's all the local youngsters that will suffer. We are always being told to look after ourselves because of the obesity in the country and yet you're taking away opportunities for people to get fit. It so handy to have a facility like this so local, as people will have to travel now and if you can't drive it's not always convenient. Haven't we got enough houses in this area already? It's making me so angry to see so many areas having 200 odd houses

The loss of pontllanfraith would hard on a lot of clubs like our selfs yes you have put another facility in place at islwyn high but with the demand for 3g pitches as a replacement of grass this has been fully booked. And as for relocating the 3g pitch to Blackwood comp thats all well and good but they only open in term times meaning we have to find alternative facilities for half terms i use pontllanfraith to train the mini football teams aswell as our adult team we also use the sports hall for walking football plus my daughters use it to train  
Classes will be moved further afeild and as a school teach in libanus the tournament will also have to be moved which would impact travel arrangements for the pupils.

I love the current classes on offer and I would be disappointed if these were not available. I use the centre almost daily and it would disrupt my fitness routine. I would need to look elsewhere which would be disappointing as I love all the staff and pay a membership. I have made a lot of friends. The facility is well used for classes, squash, sports hall, clubs, Astro turf. The car park is always full so closing it will have a big impact on the community as they will have to go elsewhere to meet their needs.

Would mean catching a bus to Newbridge leisure centre just to be able to use the gym for an hour whereas now I can walk there. If I wanted to use the facilities in Cefn Fforest i would have to catch TWO buses (one from

Pontllanfraith to Blackwood then one from Blackwood to Cefn Forest) I know this might not seem a great hardship to some people but believe me if you are a regular bus user you would realise how time consuming it would be I believe it would deter a lot of people in my age group (over 65) from taking regular exercise in the gym and fitness Stop physical activity due to lack of facilities in the area

The impact of closing Pontllanfraith leisure centre will be immense, because I have two young children who use the facilities, and by closing the leisure centre will mean they won't be able to play football anymore as I live in close proximity to the leisure centre.

The impact will be significant the gym is better than Cefn Forest. The likely hood is that I won't go to a leisure centre in the borough and I will cancel my membership.

This will have a significant impact on my health and the likely hood is I will not attend the gym. The facility is in close walking distance from my address.

The loss of a very convenient and well managed local amenity. It will mean that local residents and children will have to travel further to use similar amenities and Pontllanfraith will lose out again. It seems new houses are taking precedence over the health and well being of the locals and children. If there is an aspiration to locate a 3G pitch in Blackwood, then why not get the finance and install one there but leave ours alone. With all the planned development in and around Pontllanfraith there will be little local green space and sports amenity

Closing the centre will result in me having to use a car or public transport increasing my carbon footprint and extra cost to use sporting facilities which the government are urging us to use. Closing the centre will reduce my visiting which could affect my health.

It will have a huge impact on myself as I don't drive and Pontllanfraith leisure centre is the only leisure centre that is local to me and has everything that I need and use.

I currently frequent the facility with a family member for children's football (indoor and outdoor) I have also used both the squash courts and indoor 5-a-side football (adult). I am concerned at the loss of a community sports facility and for such a large town and population as Blackwood. The described alternative arrangements are insufficient for community sport and well-being.

This will have a terrible impact on myself and all the local community! This leisure centre is part of the community and its loss would be very sad indeed :(

prevent the 2 football teams that have 30 members from training in a dedicated, safe environment where they are able to develop physical, mental and social behaviours that will support and enhance their growth. Plus for some this is the only physical activity they get each week

I attend the leisure centre three times per week to play badminton. I am in my 50s and this keeps me fit. I enjoy it and I think that doing an activity that you enjoy is very important.

Harder to book squash games and events in other leisure centres.

I go to Pilates/yoga at the leisure centre as I have hip problems and this helps with the pain and strengthening.

It will be difficult to find morning yoga classes with a good instructor in the locality.

OUR SENIORS BADMINTON CLUB HAS USED FOR THE LAST 10 YEARS + & CLOSURE & RE-LOCATION WILL BE A SIGNIFICANT NEGATIVE TO OUR USE

Hi. My son and myself use the facilities at Pontllanfraith leisure 4-5 times per week. The closure will affect both of us and probably stop using a gym as Newbridge is inconvenient due to the distance

It will make my life more difficult. Time is precious and having had the leisure centre on my 'doorstep' has enabled me to have the luxury of keeping myself as fit as possible. Having to travel further afield to another centre which will become more and more overcrowded will give less and less opportunity for me to use the facilities, and take up more of my already precious time.

Have to travel for the gym, where here I can walk.

Impact on my health in a negative way as well as losing out on the social aspect.

Less facilities for my children to use and my husband and I. There is already a shortage of facilities in this area.

Have to travel for similar recreational activity

It won't directly affect me, however, I believe it will greatly impact the Pontllanfraith/Penllwyn area of the borough; which is already a poor relation.

Youths need somewhere to socialise and develop

After playing squash for many years at this centre which I helped to keep me fit then I would sadly have to stop playing which would mean losing this fitness opportunity.

Hi my son plays football on the 3G pitch. If the funding is not secured and the pitch does not go to Blackwood comp then we will lose this facility completely.

As a local rugby club we failed to secure enough slots for training at Islwyn High. Surely it is evident that so many local football and rugby clubs need alternative training facilities for winter periods and many are unable to secure weekly bookings at any facility. If anything we need more facilities built rather than closed



Our well established running club has been meeting at the club for almost 20 years. If the leisure centre closes, there will be no safe place for the club to meet

This is a part of the community, being a mum of 3 we use these facilities way where I don't drive it is in walking distance, there isn't much facilities in the area was in the winter as children ain't safe out playing, I regularly take my children to the squash courts and we use the family gym which is lovely family time and suits myself and the children, my daughter also trains with her Football on a Saturday morning on the 3G pitch, this leisure centre is popular with other football teams and needs to remain,

i cant travel far and its a popular leisure centre used by local residents

I object to the closure of Pontllanfraith Leisure Centre and any other leisure centre in Caerphilly county. The remaining leisure centres are struggling to cope with the amount of people using them now. It is vitally important to keep all our leisure facilities to help to maintain a healthy population within the borough. Closure of any centres will result in our health and wellbeing put under pressure by increasing more visits to GP'S and hospitals. It is well known that certain exercising can help with lots of joint problems and reduce obesity  
My 6yr. old daughter attends karate here twice a week. You only have to be at the leisure centre at 6pm on a Thursday evening to see how well used it is. It's not like it isn't needed in this area. With the Welsh Assembly promoting a healthier active lifestyle I can't believe CCBC could even consider closing this fantastic asset to the community.

Not much, I now use private facilities.

will have to travel to caerphilly for same type of classes

My son attends rugby and football sessions there, he has also been to a few children's parties there.

I have played football at the leisure centre on a Thursday night for 17 years, first in the hall, then on the astro turf and now on the 3G. If it shuts there is no guarantee that our group will continue without an alternative available venue.

The classes that are run in Pont will not be able to be moved to other venues, there are a group of us who attend the late night classes and with the closure of the site these would not be able to be resited anywhere else due to space, all of us would there for no longer be members of Caerphilly leisure

My sons football team have not been offered alternative training arrangements

I will cancel my wife's and my joint membership

The centre has been part of my life since I was born. Ive used it on a weekly basis for 30 years. Having worked there, gone to school in Pont and a member of many clubs there it would be devastating to close it.

Attending Pont leisure is very confident to fit around work and family commitments, Classes are also at excellent times as some classes are not confident at other leisure centres .

Instead of a 600m walk as the crow flies it'll probably 2.5 mile walk at least

I will cancel my leisure membership if it closes as private gyms in the area have comparable memberships at same rate as CCBC leisure membership. The reason I chose CCBC membership is because of the fitness classes and gym at Pontllanfraith Leisure Centre. Neither Cefn Fforest or Newbridge offer same range of classes and I also do not like gym at either of these venues. The gym at Cefn Fforest is horribly laid out, with users having to cross Reception area from changing rooms. Newbridge is always full, with a wait for equipment. I had never liked it will mean travelling a greater distance[more fuel/ more pollution]cost for me ,a pensioner,loss of contact with staff and friends.this site is a valuable resource for the local community a hub for local events.the leisure centre is an asset for the people not to be discarded like a used tissue.

All the classes I attend are full. How you can close this centre and replace this land for more houses is ridiculous.The community need a leisure centre. The yoga classes in the day have men and women , some have different ailments, one young man is autistic, one lady has just lost her husband,my sister in law has to look after my brother who has dementia. These classes bring people together from the community. There is no other sports centre where all these people can go. These classes will be lost. We still need this.All the new houses that  
There is not a local 3G pitch around and would be a shame to lose it.

circuit classes at this gym really suits my needs and its on days that i do not work....Astro turf although very busy is far better than that over newbridge

I won't be able to use it

Closure would mean no where for our children to play football and train for football. Yes there are other venues but due to the high demand of 3g pitch use nearly everywhere is either booked up or costs way to much. Our football club is funded by contributions and fundraising and it is becoming very hard to find the money for all the rising pitch fees as it is.

Huge loss to the local community.

The club that I am part of will have to look for a new venue which will involve travelling further and will mean local community will not have access to us. We actively encourage our members to become Lifestyle members.

If we lose the facility it does mean that there will be no local running club in the area to support sport for adults. It decreases availability of leisure activities to those without transportation as other options are a distance away. This doesn't reduce car use amongst the population.

My daughter and her football team train here, they are unable to train at the new school during No school holidays so miss out, the 3G pitches are always in use whenever I go past them and here is no guarantee that they will be relocated to Blackwood school at all, in fact I bet if it does go ahead there will not be a relocation at all because you will say you don't have funds to do it.

Loss of leisure facilities means more unfit people and potentially a strain on healthcare in area.

My daughter and I use the 3G pitch for training and games.

We have two senior football sides who both use the 3G for matches and training. It's a great facility and meets the requirements of the leagues we play in. If this closure happens we will need to find an alternative facility which meets the requirements of our leagues. If we can't find an alternative there is a possibility that we would have no option other than to fold which would be a total disaster for us as a club with a long history and also the 50 adult players we have signed on.

It will force my football team to play and train elsewhere when the 3G is a fantastic facility.

We will no longer have a fantastic place to play our home games and train

By closing the centre it will have an impact on the other centres in the borough which are struggling to cope with the amount of people using them considering that most of them were built over 30 years ago when the population was a fraction of what it is now.

It will mean that there's no other leisure centre in a walking distance of my house as I don't drive meaning I will look at quitting the gym until I pass my test which isn't until 2018 meaning no gym for a period of at least 6 months fitness levels dropping meaning I get like many other locals unfit

There will be less facilities for young people and local residents to engage in.

I grew up in the local area using this leisure centre and others for numerous sporting activities, both for local clubs and as an individual. The population has grown significantly in the local area since I was a child yet the facilities have dwindled. I have a young child who is going to grow up in this community with less opportunities to get involved in sport based activities due to your lack of investment and closures of local amenities. The facilities at Islwyn High whilst impressive for a school do not meet the needs of the local community.

I would be devastated if this local amenity was to close. I grew up attending various sports clubs and sessions at this leisure centre! I now attend the centre three times a week to either play badminton, go to the gym or coach my U10s rugby side. If this was to close I'm not sure where we would be able to book our 3 courts on both a Monday and Friday as there just is not enough facilities locally. I would not be able to use a fitness centre as often as I do now due to not being able to drive and therefore this is the only centre within reasonable

Less places for my children to go which in result end in them walking the street. Childhood obesity is on the rise yet the council are thinking of shutting all the leisure centres and parks. In winter months how are children meant to exercise without being able to book the sports hall for an hour for 5 a side. Of play squash.

Not so much on me personally any more as I no longer play Badminton due to ill health, but I understand that the alternative facilities at the new school do not have squash courts, I was working in Ebbw Vale and when they built the new leisure centre there they did not include any squash courts even though the squash courts were always busy. The reason being that you cannot use squash court for anything other than squash - why would you need to if they are always busy. It is a very popular sport and it seems to be getting forced out. The other

The closure will have a big impact on my choice of facilities in the Blackwood area. I have regularly attended Pontllanfraith leisure centre for 6 years, it has good facilities and the staff are very helpful and friendly. There is a private fitness centre within a few minutes walk of my home but I prefer travelling to Pont for the reasons already stated. If I wanted to continue using Council leisure facilities I would either have to travel to Bargoed (where in my opinion the facilities are not as good and as it is small it gets overcrowded), or C

I won't be able to attend fitness classes nor will I be able to carry on with my fitness plan

Cefn Fforest no longer offers fitness classes so the loss of Pont also would be a massive pity. Caerphilly leisure centres make exercise affordable.

I will have to find an alternative gym. I am not aware of a local ccbc gym and therefore will have to move to an alternative membership scheme at a higher cost.

My son is using the leisure centre gym for his GCSE PE I wouldn't want him & others in his class to suffer GCSE results because of this closure. My son also uses the 3G regularly with his friends which is keeping them active & busy and not hanging around the streets

My son who is a Welsh national athlete uses this facility - without this on our door step his training plan will suffer greatly. My son also trained on this facility for many years for his local footy ball - a facility that should not be lost! My husband also plays football on this - for a over40 team which as you will agree is a huge benefit on

older men and their health and fitness- these teams play on a Sunday afternoon the proposed replacement facility does not open when 32 over 40 year olds need a facility

I am recovering from hip replacement and attend Yoga twice a week. Which is aiding my recovery. I work full time and this is accessible for me

I will not be able to partake in these activities any longer as they are not available anywhere else in my locality. This will naturally have an impact on my health, fitness and wellbeing, as it will with many other local people of all ages.

Direct impact on the pupils I teach. Our department bring pupils to use the facilities at Pontllanfraith as there is insufficient provision currently with the facilities and equipment at our current school (Islwyn High). There is not a Health & Fitness suite at Islwyn High and as a result pupils cannot access specific sections of the curriculum in particular the new WJEC PE specification where pupils must complete an 8 week personal training programme. Used weekly for rugby training both on 3G and on grass pitch. Whilst the proposal considers upgrading the Blackwood School to 3G you are losing yet another playing field. This is discouraging the young people to take up sport and get healthy

Further to travel as both Blackwood, Islywn High and Newbridge are further afield

My daughter plays football and uses the 3g pitch with her team. I coach there too. We are there up to 3 times a week. It is the nearest leisure centre to us and is in a good location for our other members of the club who come from Risca and Newbridge. It's very central considering. We use the centre to hire out for parties too. I have booked it for a football party and recently attended a few there too. I use the centre for badminton too. It's the nearest centre to me, we like the set up and it's easy to get to if we have not got the car that d the location is key to the surrounding area , it supports the youth in very needed area and also residents of pontllanfraith , blackwood and surrounding areas , closure will mean visiting the new school which is a considerable distance away for young adults and people with transport.

I don't drive and I won't be able to walk to the other leisure centre

Major impact as a retired older person this is local for me to enjoy and help keep healthy and have company to ensure I do not just sit at home. Any move to another facility will be very difficult for me.

My son is a member of a football team (one of many) that use the Leisure Centre. It has already been confirmed that Islwyn High are unable to accept our team along with others to use their facilities. So just where are we expected to go? Surely if your building houses below the use of the leisure center would be an added bonus & some where for the local children to go to keep out of trouble.

No transport to be able to travel to other facilities

Both children use sports hall and 3g pitch for football practice on Tuesday and Sunday

My son is currently in Year 11 of Islwyn High School, having previously attended Pontllanfraith Comprehensive. The new school is woefully inadequate. The admission numbers do not fit into the size of the school that's been built. This is a serious concern. But aside from that, the sports facilities are simply not adequate. My son does GCSE PE and I believe the head teacher has been heard saying that the facilities are not suitable for this curriculum. My son currently gets bussed over to Pontllanfraith leisure centre to do certain activities requ

The closure will adversely affect my health in that it provides a local accessible leisure facility allowing me to keep fit. The Local development plan proposes to create thousands of new homes in the community adding pressure to leisure facilities such as this. Councils already receive substantial funds and charge significant Community Infrastructure levies on new residential developments Those levies are to provide for infrastructure including Health facilities for new developments pontllanfraith site would easily accommodate approximately 300 h  
Negative

Will not be able to attend Yoga which is very beneficial for my mental health problems and physical problems.

A lot as I train there with my football club and we will not have anywhere to train as all leisure centres are at full capacity and the new Islwyn High School is not full pitch standards and is also nearly full due to new clubs booking. Which if closing the leisure centre is a ridiculous thing to do as I live opposite and see the use of the centre. On a Tuesday evening it can be grid locked due to so many using the centre. Also in your proposal I think that it is wrong that you have only stated the 3G pitch users and sports hall without consideri

Will have to travel further

I will have to travel further to find similar classes

Not being able to have a facility to train on which is a great facility for the area.

I had CABG surgery at the beginning of the year and the BHF put a big emphasis on rehabilitation. I had to go to Caerphilly then Risca for this.

I will have to visit multiple sites to achieve what I currently do in Pont leisure. Fitness training staff, friends and a routine will be lost.

Pontllanfrsith leisure centre allows people with very busy schedules to find an hour to attend a fitness class, the

fitness suite or their sports club etc. Whether their reasons be exercise, social interaction or to maintain or improve physical and/or mental wellbeing; all are benefited. The centre is so important as it allows those who live nearby and are without transport-including children and teenagers who are constantly encouraged to get more active- to attend the centre at their convenience or whenever they're free. Classes or clubs at Pon Huge impact. My daughter who is 15 goes to the gym 4 times per week and has lost weight. There is no where close that she will be able to work to if it closes

Local venue for the players of social group. Would require transport for other venues

Personally for my family and I we will lose a valuable resource open to the public, not just clubs. I'm a Labour party member and if it does close neither I or my family will EVER vote a Labour council in again.

I am a student living in Pontllanfraith. I have no access to personal transport and Pontllanfraith Leisure Centre is in walking distance from my house. The next nearest centre available for me to use is in Newbridge; I would need to use public transport for this. I have always used Caerphilly county leisure centres for their gyms as they are realistically priced and welcoming. I would always use a Caerphilly leisure centre but I am afraid that if Pontllanfraith closes I should need to use facilities more local to me. A leisure centre has been ava

During the winter months it is extremely hard to keep traing on grass pitches due to the inclement weather. Having this facility gives us local grounds to hire for training. As tge children in ourteams get older they will be requiring Gym facilities also, haveing these in the same area to split and rotate tge team is a madsive help as itmeans parents dont have to worry about traveling furtger afield.

Massive impact. You have reduced Cefn Fforest leisure centre and taken away the squash courts and have not invested anything in the surrounding land you have there. That was walking distance for me. I now use Pont more as facilities are better and you want to take it away at a time when children have obesity issues and no facilities to use. As long as you make money selling land to housing developments though eh.

The closure of this sight means many things to me. Both my sons rugby teams will need to relocate and finding available sights are impossible not to mention further away. I use the gym during the day because it's so close to home. I meet family members for games of badminton often as it's a convince that location to all our homes Personally I'm interested for my family's sake they use the facility's there often. Squash courts .fitness suite .and tennis court it's so handy for them .if we lose this fight they will be unable to make it further afield as they use them after work.

The impact would be traveling further to use a leisure centre. Costing more.

Unable to play badminton locally.

Extended travel time to a new facility

Fitness

Will be forced to go to another leisure centre provided the class timetable/availability is suitable

My childrens club has nowhere to re-locate. It would be terrible if the club had to close. The club enables kids to grow in confidence & self defence skills.

My children use the facility this will deprive them of sporting activities. I coach under 11's for Pengam FC. I would have to find an alternative venue.

Severe inconvenience. I book a badminton court x2 per week and I am concerned that if the centre closes there will be insufficient facilities for me.

We play badminton here 4 times a week. With no sports hall we won't be able to play and could possibly make the club fold because of lack of facilities.

Less choice and greater travel distance in order to attend the classes I want to attend.

Further to travel. Community needs this venue, Staff have provided a friendly professional service.

It's easy access for us. We've grown comfortable joining classes here.

Will have to travel further for classes. No yoga or badminton at Newbridge.

Its on my door step, one of the main reasons for moving to the area for me and now there's talk of closure. Its sad for the community.

Travel further for badminton court. Not enough 3G pitches available all year round for football clubs. School pitches unavailable in 6 weeks holidays and some half terms.

A facility will be removed from the community. Once a building is demolished it is never replaced. The demolition will be catastrophic for the Pontllanfraith community. There will be no leisure facilities for the young and old in the area. It will mean extra travelling costs for myself to attend the nearest existing leisure centre. The closure is political madness and should be stopped at all costs.

As a regular user of the centre we will no longer be able to play sports like table tennis or squash as there are no facilities at the suggested alternative venue Islwyn High. Furthermore there will be no fitness suite provision and the sports hall at Islwyn High is significantly smaller.

I used to take medication for anxiety. I am now off all medication and use yoga to control my anxiety. The centre

is one bus journey from Hollybush (hourly). The council should promote healthy lifestyles not close popular facilities.

It will limit accessibility to fitness classes

Soccer skills provide soccer coaching to children. Closure of the LC will probably mean the loss of this class.

I can cycle or walk to Pont LC. I will need transport to access others. Also badminton courts are usually booked or not in use at Newbridge LC so this will impact greatly on my use so I will probably terminate my Lifestyle 5 membership. Exercise and attending yoga classes etc has a beneficial affect on me mental health and wellbeing. When you cut back classes a few years ago it had a very negative affect on me.

Increase distance to gym, costing more in time & money. Removal of a small , more personalised gym with a genuine community feel that has helped me lose weight & keep fit in a non intimidating, inclusive atmosphere. The centre is on route from where I work and home. Due to working hours it is not only convenient but if it were to close most likely would have to give up going too the gym.

The loss of this centre will be a big loss for me as I am epileptic, I am unable to drive. Pont is the only centre within easy walking distance providing all that need and staff understanding of my disabilities.

Classes held at Pontllanfraith are always busy and full, its a central location, always easy to reach and park.

Classes not available anywhere else in the local area. the classes are important for my fitness routine.

As a 70+ member use of the centre keeps me healthy. Closure would mean me travelling to Newbridge which is extra expense. Many use the facility to keep healthy,if not available people will lose their fitness which is then a burden on the NHS. Let the facilities remain.

It will impact greatly as I teach yoga at Pontllanfraith. The classes are usually full and offer a wide range of health benefits. The LC is well used and very important to its members. The people of Blackwood should have a leisure centre.

We have held a booking with the centre and used the 3G pitch for approx 6 years. A group of 16 friends have used the facility to keep fit & socialise by playing football. The closure could see and end to this due to limited availability at other sites.

Have been using the centre for over 35 years. We are members of SE Wales Netball league affiliated to Welsh Netball. We have commitments to the league & uncertainty jeopardises our position for future development. It would have an impact on our wellbeing, fitness, self esteem & confidence. Our age range is from 13 - 68 years Impact not known because despite new facilities in area these are or will be in use. High demand in the area with additional houses being built will mean shortage of facilities

I won't be able to attend yoga class. My daughters football team train on 3G, there is nowhere else,all fully booked. Also sons football team play matches at centre every other Sunday, they have no alternative.

Our club will probably have to cease due to lack of suitable venue

Loss of friendly small gym where there is no embarrassment at doing gentle exercise

Further to travel, more buses

Have to travel further and take car, where as I am able to walk to the centre now.

A great impact on my wellness & fitness regime, and would mean long term health implications. I am paying for leisure lifestyle which is now being taken away.

Drop in health and fitness. Meeting people that has become more of a family than just friends

Less traffic blocking access to our houses. When new pitch was created, half of the car park was removed. When children's football held on Sunday morning, roads around are blocked by cars for parents taking children to centre. Similarly running club members park cars on Penllwyn lane blocking people's access to garages.

I was attending fitness classes at the centre twice a week, but they moved the said classes to other centre,s, which I have difficulty in getting to.

Myself and my family just won't be able to find an alternative.

My son who plays for an under 12 football team trains on 3G pitch, partner attends exercise classes twice a week, it would be a huge loss to the community,also with more houses planned in Pontllanfraith council offices etc, I feel it is short sighted.

I feel the closure will impact on my fitness. The location & classes are ideal for my needs and fit in my work /leisure time. I fear my fitness will suffer and in turn my overall health if I can no longer attend Pont centre.

I live in Risca & play badminton in Pontllanfraith so I would have further to travel

I would not attend a gym of a larger size - wouldn't feel comfortable or confident.

Lack of availability for sports pitches Currently there's a major push to reduce obesity & closing centres is not in the best interest of CCBC residents

I will not be able to attend the gym

Less choice in location & facilities and distance from home

Will involve more travel to attend sports centres further away

A massive effect. The exercise class I attend helps my physical & mental wellbeing. Good friendly atmosphere there.

Travel further to continue classes if a suitable venue is available

We are a parent run disability football club which caters for youngsters living in surrounding areas, we meet weekly. It provides well being & social interaction for youngsters who can not access main stream football due to various disabilities.

This may lead to closure of the disabilities football sessions held on Friday as many may refuse a different location for various reasons, such as travel distance.

Ease of use. I would not like to attend Newbridge as I feel uncomfortable

Reduced physical fitness. Wellbeing, Social Needs

I wouldn't have anywhere else to go. I have arthritis and attending the gym helps. I also have sons who attend football there a few times a week.

I wouldn't have any other centres that are local, as I walk to Pont and would then have to use bus daily

Have nowhere to keep fit, I don't drive and can't afford public transport.

The class I run at the LC will stop & the children will no longer have a class

Considerable. The loss of the extra court could result in the club folding. We have been told we can be relocated to the new school but due to pressure from other clubs for space we do not see how you can accommodate every ones needs.

The cancellation of my young childrens sports activities. Despite the need for youngsters to be active there is not an abundance of opportunities for them to do so.

I travel from Nelson to attend a class, which I have attended for 2 years. Even if the class continued at the new school I would have to travel further.

Possibly less opportunity to play sport on a regular basis, will have to travel further. May lose members of our badminton club if club nights have to change with a different venue - which we have not been able to identify

Force a large badminton club to find other facilities as readily available as Pontllanfraith. Causing a lot of inconvenience for the club, the clubs future & its members

May not be able to book at alternative leisure centre. Have to travel further

First I must say I work in the evenings & have been given no opportunity to engage in the face to face

consultation meetings. Please consider arranging another date earlier in the day - before 2pm. I attend Joannes yoga classes at 11AM on Tues & Thurs, and swim at Cefn Fforest. Caerphilly & Newbridge are too far away & are holding no yoga classes.

Possibly exercising less a week due to travelling further. Similarly paying more as privately run classes charge per class as opposed to a monthly payment.

Play badminton regular struggle to book in other facilities.

Other leisure centres too busy and too far away as Pont is on our doorstep.

Make it much more efficient to book courts as there will be limited spaces available.

Struggle to use other leisure centres as this is on our doorstep. Also use of sports hall has allocated badminton times.

Devastating and will feel lost without it

This will have a massive impact on myself as I frequently use the leisure centre and have done for the last 27 years. The proximity of the LC is very convenient.

Lack of local sports centre in the area to use with access to a variety of activities and classes. Near to my place of work which is convenient and within easy reach of Blackwood town centre.

My club would have to relocate and I would not be able to attend any longer. There would not be a gym in my area.

No netball training

We would be unable to train.

Nowhere to train netball

Unable to train. No use of gym

No available netball court. Further to travel for the fitness suite.

No other netball training facilities nearby for Blackwood that's not already taken by another club. More cost travelling to another court.

No training facilities near so less exercising

Difficulty to exercise - no training facility near by. Have to travel further for exercise classes.

It would make it much more difficult for me to exercise regularly.

It means we have to stop training every Wednesday.

No other leisure centre around that's local

Unable to use sports hall to train for local netball club and will lose a facility to hold friendly matches from ages 5-67

No netball training

Limited opportunity for physical exercise

PLC is local to myself & my children. It provides fitness facilities for all family members. To take away an established centre is ridiculous. Spend the money on the centre.

Will make it harder to keep fit daily and I will not reach my goal of losing weight.

Have to travel further for facilities

I use the centre on a regular basis, both myself and the children I foster. I know that any club attempting to book the facilities at the new Islwyn High School are having difficulties, as they are now fully subscribed & booked out, plus there is no gym, squash courts etc. Pont LC is used by many clubs on a regular basis as always booked out. Islwyn High will always give preference to school activities over outside clubs wishing to use it.

It will impact on my mental health & general fitness. As a non driver the LC is a perfect location for me to access by foot ( as many others)

Been trying to improve my health and wellbeing

Finding classes at different centres. Travel further.

Impact on health and fitness as I attend the gym 5 to 6 times per week

Pont leisure centre offers a convenient location for both courses & fitness suite uses. Loss of the fitness suite here would result in an influx of above to the already strained gym services, affecting service users. As an avid attendee of lifestyle classes, loss of instructor, fellow attendees & staff would make some of us 2nd guess our commitment to the local leisure centres.

Lack of badminton facilities. Coach girls football and struggle for bookings

Missing out on classes and workouts. Having to travel further.

I have visited the centre 3 times per week for approx. 34 years. Personally the impact of the closure would be huge. To strike a balance between work life and to fit in personal health and wellbeing training for me the centre is conveniently located. Its small enough not to feel intimidated by other users, the staff are friendly and knowledgeable. By closing Pontllanfraith the numbers in the other leisure centres will increase and they will become too full particularly at peak times.

Reduce my quality of health and life. I attend my local centre to improve my health and lifestyle.

Won't be able to have regular exercise or attend classes I enjoy

I wouldn't use the gym as often

I have been here for several years and my classes are busy!!! My users love this facility!

Have nowhere to go whilst children do their activities. Miss the social aspects of the group exercise. Need to think about poor weather so outside activity not always possible.

Struggle to attend exercise classes

My son uses the 3G pitch and grass pitch at least twice a week. This will impact greatly upon his ability to continue with his sporting activities

Won't be able to find the range of classes offered at other local facilities. Neither Cefn Fforest or Newbridge have the same range of classes during the evening. This will have a massive impact on my fitness and general health and wellbeing.

Will have a big impact on me because it is the nearest leisure centre.

Everything. My fitness level will change as I refuse to use any other LC. The centre in Pontllanfraith is fab and all staff are very helpful and polite. They are extremely friendly and welcoming. The LC in Pont is convenient as it is on my way home from work. Loss of the LC would mean loss of fab instructors who are knowledgeable and helpful. They get involved with the people here and help when needed.

Loss of local access to day time classes in the dance studio. Relocating opportunity for health & fitness classes during daytime for residents who cannot access evening classes.

Won't have a place to do Zumba

I live in Risca so further to travel

I feel the closure will impact upon me because it is due to the convenience of the LC and the atmosphere within it why I joined there in the first place. I feel that I would not get the service or good atmosphere at any other centre. The other centres are also out of the area too much for me to access as regularly as Pontllanfraith, which would impact on me keeping up with my health & fitness.

I will have to use the Newbridge centre instead.

HUGE! Pont Leisure is local, easy to reach and a vibrant community hub. Both my sons have said they will not bother going anywhere else if the Council close this facility. My boys learnt the following skills at Pont Leisure: kyokushin karate Football skills Soft tennis Badminton Squash How to use gym equipment Both have accessed Dof E provision based at the site for their awards We simply not be minded to travel ever farther afield should this centre close. If CCBC cannot keep it open, then transfer it to a community trust or new community base.... Will have to travel further, which costs more money, if I want to go to a leisure centre which is less accessible I will have to catch the bus to the nearest gym as i can't drive, whereas Pont Leisure is a 5 minute walk away from where i live and doesn't cost as much as other available gyms. It has everything that is needed, and the workers are really kind.



**Q6 Please give details of alternative arrangements below.**

Some of our teams haven't got a 3G space, by using Islwyn and Pont this will give back the council more revenue and more opportunities for kids

There are none. You would rob me and my son of our classes and fitness

Islwyn High but as said above demand is very high from football and rugby

There are no local 3G facilities available when we train so it could lead to the team being unable to train and potentially food affecting nearly 20 local families.

Other leisure centres are either too far away or don't hold many classes (circuits kettlebell yoga) at convenient times for people who work full time. There aren't the facilities at the other smaller gyms in the local area - Newbridge Cefn Forest. Risca and Caerphilly especially are too far to travel

Islwyn 4G is currently over subscribed to, therefore those clubs/ teams will not have another suitable alternative available.

At present, a lack of affordable facility exists in the immediate vicinity.

Nearest gym facilities provided by CCBC are not within reasonable walking distance

Newbridge. But as stated above, it's over subscribed, very busy at peak times and rarely anywhere to park. I've resorted to parking in the train station car park or the health board car park. The walk to and from both these car parks is intimidating due to gangs of people hanging about, some taking drugs. This will put me off using the gym, particularly in the darker evenings. To be honest, I'm on the verge of cancelling altogether and going to a private gym where the facilities are better and where machines are fixed in a timely manner. I can see other people doing the same thing. The

The other facilities are too far for my children to get to without requiring lifts from a designated driver. There are very few leisure facilities in the area as it is and to reduce it further would be appalling. Please take into consideration the local clubs that use this facility as well as the elderly and young people that do not have access to transport.

There are none if the centre is relocated then there will be a shortage of availability to book facilities in the future

Not sure if there are any

There are none for the time we play squash

The facilities at Islwyn high school do not meet the requirement of our league ( no perimeter fencing around the pitch and no dugouts)

Islwyn High Private Gym Ystrad Mynach Centre of Excellence

The yogalates class which I attend weekly is the only class available through Caerphilly leisure centres. A pilates class is available in Risca but that is too far to travel when I rely on childcare & is a different type of fitness class. See above just have Islwyn is not enough the 3g will need to move to Blackwood school

Swimming in Newbridge and fitness gym in Blackwood

I left Newbridge leisure centre as their timetable no longer met my needs and also because they cancelled bokwa.

I will need to drive in order to find similar facilities

Where will you work out

As you can't use the football 3G pitch because it ain't the right size could of moved the road out and used the opposite side to widen the pitch

None

Attend another Leisure Centre, i.e Cefn Fforest if necessary but not always convenient.

please read the above statement !

Newbridge or Risca

No information provided in regards to alternative facilities available at alternative sites. One thing for sure is that the alternative sites available will not be able to accommodate the demand.

I would have to travel further

Struggle to book a slot anywhere at the moment. Booking systems vary from site to site so clear system across Caerphilly would be useful.

No gym in the mentioned alternative. No squash courts in the mentioned alternative.

Other local gyms do not offer exactly the same facilities and classes and are much more costly which is not affordable for a family. As a non driver I would not be in a position to easily reach other Council leisure centres and the cost of busses and taxis are extortionate.

Badminton courts are over subscribed so the replacement courts at Oakdale are making less provision. If you are not a determined person then you will not do any sport because availability makes it easier to opt out. We have played in Pontllanfraith since Ystrad Mynach was closed for renovation and have to say John and the staff

are amazing and do their best to accommodate the public. They are aware of the lack of parking and an area to socialise as well as well used resources. We The government wants people to do more exercise and improve mental health and well being. This propos

There are no alternative arrangements which would meet my needs, losing this facility would be an incredible loss to someone like me and also to the surrounding community.

If the 3G pitch is relocated to Blackwood Comp it would be extremely beneficial if it is maintained the way it is now. Barriers around the pitch, dugouts for management/subs. It would also be useful for it to have a small stand built with it. This will support many clubs in the local area to progress but also offer cover from all weather for supporters/family etc.

Possibly could use facilities at Newbridge, however there are very limited slots available any day.

As mentioned last question the other leisure centre's such as Newbridge are too small and get very over crowded particularly at peak times. As well as that newbrosgd is fully booked in our usual time slots through Christmas Newbridge leusre centre isn't big enough to deal with the demands currently put on it. C3fn Forrest gym is too small and doesn't have a 3g football pitch.

Would have to use alternative leisure centres in the area which are already overrun

Go to newbridge leisure center

As stated above, already over subscribed to. No classes available at cefn fforest.

Whenever we have been unable to book a badminton court at Pontllanfraith, we have found that Newbridge (and other less local Centres) has little or no court availability. It is clear that, should Pontllanfraith Leisure Centre close, the area does not have enough resource or facilities to cope with local demand. I believe that if this were the case, my family and I are likely to have to give up our much loved hobby.

The majority of leisure centres are aging and need significant investment to bring them to a modern standard.

The use of leisure centres is cost prohibitive. The cost should be subsidised for residents. How can you promote heathly lifestyles when council leisure centres are to expensive to use.

I haven't visited it yet but I would use the Cefn Forest fitness suite.

None accessible without driving! Other facilities are already over crowded

There are no badminton courts, no 3G football pitch, no fitness suite available locally, you are ruining our children's future for short term penny pinching

None

There has been no mention if the current classes/instructors would be relocated

Ticked the No box because the other leisure centres are 1or 2 bus rides away and evening bus services very infrequent Wouldn't be plausible to attend any evening activities. Use Newbridge swimming pool for aqua fit for the simple reason there is no swimming pool in Pontllanfraith!

No gym going in Iswlyn high for public and Cefn Fforest gym is not big enough.

No gym or dance studio being put in Iswlyn High. Cefn Fforest is insufficient to meet the needs of the larger community as it is to small and Newbridge and Heolddu is to far away.

There are no close amenities other than Pontllanfraith leisure centre. The closest are either tetrad mynach or new bridge both over 2 miles away.

not enough facilities available to cover the area , team will miss out and eventually will have to merge into other sides thus clubs will loose identity , member will leave, players wont get game time, thus kids will stop playing.

we already have a high percentage of obesity in the area in both adults and children so closing a facility will only increase this problem. CCBC should be investing in the health and welfare of its constituents

The alternative arrangement is to go to newbridge,leisure centre but this is not convenient and lacking in availability.

Newbridge Leisure Centre

Alternative leisure centres are too far to travel to and would not have time to do my classes on weeknights due to this.

Time slots are too busy

When arrendingredients eating last night , the was no carry answer that another facilities will be put in place. To replace the

Unsure.

Go to privately owned gym now

classes at other near by venues do not meet our needs/times/transport issues

There are none, the gyms elsewhere are fully booked, and that applies to dance studios if any in other leisure centres

The next decent facility is Newbridge. And they dont have a 3G pitch and Iswlyn doesnt have one at a high enough spec. Iswlyn doesnt have squash courts either.

Other leisure centres do not have convenient classes times etc that fit around my work family commitments. Also even though other leisure centres ie Newbridge due to being very popular the facilities and car park are always busy and sometimes hard to use said facilities so I think closing Pont will put a bigger strain on these leisure centres therefore classes / gym will be even busier

Through private local gyms

nothing within a few miles. I don't want alternate, I want the local leisure centre, it's not a burden financially therefore should stay. It's not about money it's about the community

There are none Newbridge has no dance studio and we cannot use hall because of school use. The new school in Blackwood would not allow morning classes because of the children in school. Bargoed and Caerphilly are too far especially with road works in Caerphilly. So as you can see there is nowhere we can go.

Ystrad Mynach is way too expensive!

Islwyn high does not have squash courts or offer fitness classes...

Islwyn high is always booked especially for the days we need. Blackwood comp the flood lights are broke and they haven't got the funding to replace them plus it is always booked up on the days we need just like every other venue that has artificial pitches also it is too expensive. Our under 7s and 8s play matches at Pont every Sunday and I was told that Islwyn high doesn't do Sunday opening

Islwyn high has no gym and would not be open in daytime or for casual users.

there is nowhere local that would suffice

Closing the local leisure centre reduces the options available to residents to access their local facilities making it more difficult and more expensive to travel to the next nearest facilities.

Are there leisure facilities still in the area, yes Newbridge leisure and the less than adequate facilities at Islwyn High but they are already highly in demand and there is not enough amenities to cater for everyone who wishes to use them.

No where else available to book courts! Not enough available facilities for our rugby team to be able to train effectively once a week and there aren't any reasonably priced fitness centres within walking distance

Yes but only if I start using a private fitness suite.

As discussed above

N/a

Other venue does not open on a Sunday!

There are no alternative arrangements available.

not at this time. Islwyn High School booked and too far away as most walk to Pontllanfraith - therefore the change will increase road traffic

Alternatives are available at Islwyn high, Newbridge and possible Blackwood school in the future but these are all further afield

Islwyn High school can't take any more groups so anyone using Pont has nowhere to go

Absolutely no alternative arrangements are in place. I've already stated that the new Islwyn High School is not fit for purpose.

Nil

As above I answered them all in the first question

Nott happy that the alternative site proposed (Islwyn High) is closed in half term and summer hols. There has been no consideration for Allison (fitness instructor) to be relocated. Considering she works 5 nights a week I can see many leaving Caerphilly membership scheme to follow her training sessions elsewhere. I for one will be willing to reinvest my membership money elsewhere.

None

Other facilities are booked to the max already and are unable to accommodate reasonable times and space. It also means we have to travel 4+ miles to an alternative leisure centre.

No available 4g are available for either of my sons teams.

None

Classes at Pontllanfraith are ran at suitable times, other leisure centres don't do this

There will not be enough courts in the area.

Don't know

I would have to travel further to other centres in the Caerphilly County Borough area, or cancel my membership and join a private gym.

Newbridge, Yoga class to resite

Gym, squash courts etc.

I use Cefn Fforest

We already use Newbridge LC. Family commitments of current class members will probably mean non-

attendance at the different facility - as experienced when soccer skills (Pontllanfraith) Friday night class closed. Newbridge LC has badminton courts but these are usually fully booked or being used for other sports. I need transport to access NLC I can walk to PLC.

None known of. I have epilepsy which means I am unable to drive, I have to use other means of travel.

Nearest similar alternatives are at Newbridge LC.

Alternative facilities available at Islwyn High, however due to significant demand there is limited or no availability.

Other sites such as Newbridge & Centre of Excellence are also fully booked & have waiting lists.

Not known! Facilities in the area but availability is unclear.

Not sure of alternative arrangements. No spaces at other facilities for football. Closing PLC will not help the lack of facilities for football teams.

It has been proposed that our club booking will transfer to Islwyn High. This is too far away for us. It's also unavailable for a large part of the year, ie exam times Dec/Jan & May/June as sports hall is set up for exams.

Gym exercise will have to end

Newbridge - but I would have to take car.

Only alternative will be to travel further and incur extra costs - thereby removing my lifestyle membership

Apparently the new school at Oakdale has alternative facilities

I have ticked "YES" to this question because alternative arrangements were put in place but no consideration on how people who don't drive were going to get to these places. As in my case Pontllanfraith is a 10 min walk for me but going to other centres (eg; Risca or New Tredegar) would require catching at the least two buses.

Islwyn school

We would attend Newbridge but not really happy with sports hall facilities. Pont is perfect for us as a group & for me as an older person.

No classes would match the standard of the ones I attend in Pont.

Other sites with facilities available but will they be available to book. less facilities - more users!!!

May relocate to Newbridge however many members are against this proposal. They are open to using the pitch at Islwyn High.

No other arrangements would be good to me as I don't drive, Pont is local to me

None provided

See above. Although it has been indicated we can be accommodated we do not see how everyone can be satisfied with the loss of this centre which is heavily used by clubs & public. Have found in past that using school facilities is inconvenient as the school only seems interested in themselves & no one else using the sports hall.

How can the alternative venue provide facilities for all the current classes, gym, sports hall activities

Have not been able to find any alternative arrangements that can offer the same.

CCBC promotes exercise yet you move to take our 2 local amenities away - many people can walk there. I strongly urge you to reconsider closing Pontllanfraith & Cefn Fforest LC.

Newbridge - although hard to book courts

Newbridge

Newbridge - but very hard to book badminton court

None

Haven't been told anything, maybe Islwyn High.

No info given

No information given

No yoga classes available locally.

That club that I use on a Sunday cannot get any bookings at Islwyn High or Newbridge as always booked out.

Newbridge - but not keen

There are not enough to fulfil the demand

Attend other leisure centres which is a poor alternative.

There are no alternative arrangements that I am aware of.

Newbridge - but I'm not keen on the staff and the gym itself. Pont is the only place I feel comfortable exercising - the other centres are intimidating.

Not locally - would have to travel to Caerphilly - day time classes ie Yoga, limited

Don't know

There are no other arrangements to my knowledge

I'll use newbridge

There simply are not. Private facilities are too costly and cliquey. Community centres by their nature are too unpredictable and of poor standards.

I don't know of any and I don't drive so couldn't easily get to the other leisure centers

**Q7 Please detail how the impact of the closure of Pontllanfr**

Keeping the 3G pitch or creating another as it is also used by the Islwyn league for Sunday club matches.

Making sure the same classes are held locally at times which suit people who work full time. However I don't see how this is possible given the relative small size of the other local gyms and lack of facilities to do the classes.

Keep it open

Do not close the site. Get the funds to move pitch to Cwm Rhymni, better access, more space, greater parking available than at Blackwood comp.

A massive part of community for clubs, children from Cwmfelinfach up and the whole community will suffer if closes .

You would need to provide similar classes and facilities in the local leisure centre like newbridge but this probably isn't possible due to the lack of facilities there (dance studio or place to hold fitness classes or yoga). You would need to make sure the classes are at a time to suit people who are working full time eg 7-8pm instead of all being at 5 or 6. The loss of another local gym is really sad as newbridge isn't a very big gym and you often struggle to use the facilities there during peak times and have

resite the centre on another site in the close vicinity to minimise any impact

More classes at other leisure centres.

At present, Pontllanfraith serves the local community with excellent accessibility being with the community.

Should the facility be moved to an alternative site (I would guess at present the council will be considering the new high school as that alternative) then there should be an equally adequate transportation policy to ensure residents of the area who currently walk or catch a bus can continue to do the same. Also, the facility currently has a gym and grass sports areas whereas the new school does not and d

Keep the 3G pitch and close the leisure centre. Not everyone needs access to the building just the pitches.

Don't close it.

If more people use the gym and other facilities that are available there

By opening another fitness suite somewhere else in the locality.

Simple really don't shut it. Tweet it to suit profits yes but let's not give the kids an excuse to start vandalising their communities out of boredom. Crime rates will increase and there isn't enough investment in the local police force as there is so you'd certainly create a lot of problems by closing this site.

Don't close it

I will no longer be able to keep fit having played squash at this centre for about 7 years

Relocating the 3G pitch. If the pitch was not able to be relocated at Blackwood School, could there be discussing about us taking a lease on the pitch if suitable relocation was found?

If the current classes could be transferred to another local centre & my caerphilly leisure membership can still be used to attend these classes then it would be acceptable. It mentions that the new Islwyn High has facilities available if this is an option but i would be looking for these classes to be paid out of my membership

Travel further

I understand cuts must be made and I can not offer any suggestions I will be sad to see it close but I would have to cancel my membership.

Good for local community by bringing locals from all walks of life together. Why not use the old council offices opposite (next to doctors) to relocate? Expansion and a swimming pool could make good use of all that land!

No close place to play sports

It cant

They haven't long done work to the leisure centre be a waste of money to get rid of it.

My children use the 3g pitch weekly for football practice for blackwood town football club and also blackwood rugby club use the facilities on a yearly basis for winter training where my children also play.

Improve facilities elsewhere.

Ridiculous - im assuming it will be sold for more housing, taking away from the kids to sell the land to build and more houses - no room in schools, docs lets just put everything under now pressure great i will continue to pay my council tax for nothing around here.

Don't close it

Please read my impact statement, this explains the bigger picture.

The facsimiles are old, however there are very few facilities for the public to use in this vicinity.

The question posed makes no sense to me.....logic tells me that the impact of closure can be reduced simply by NOT CLOSING! just throwing it out there..... money available to pay for the upgrade works required of the pontllanfraith leisure centre, although realistically, in the mentality of CCBC, if money can be made selling land etc. as opposed to spend

Need to have more facilities in area for children/families. If closing Pontllanfraith need to expand current leisure

facilities at leisure centres or develop a local park with playground and sports pitches in blackwood area. Something that ccbc is lacking in massively compared to other areas.

To reduce the impact on many other hundreds of people, including our team, a duplicate of Pontllanfraith Leisure Centre Facilities needs to be built in this area

Leave it open and invest in it. Once it's closed it never comes back to the area

Assist us in our relocation. Ideally do not close this site.

More availability of football pitches 3G/4G across the borough as health and fitness should be promoted.

By not closing it. And update it if you feel the need, but its fine as it is.

Leave it open and also because of islwyn high their 3G pitch is not suitable for football use because the pitch is not the right size and that the Astro turf at pontllanfraith would be more suitable to use.

I don't see how a closure of the site couldn't all reduce the impact on me or my family.

Not closing it and instead scrapping the premise of a local council who seem to only serve themselves and their wallets

Keep Pontllanfraith open by insisting the developer of the site increases the building's capacity or replace with new building which provides extra cuts, pitches etc. There needs to be extra provision and also double the parking available. Last week I spent 15 mins trying g to get into the car park and another 5 mins finding a parking space. The car park is a nightmare.

It can't be reduced, there is no other gym in the area which would meet my needs.

Ensure that any facilities that are moving (3G) move quickly to disrupt all local clubs in the area.

Keep certain aspects. The 3G pitch seems to be used every week night continuously and finding slots seems to be difficult. Possible improvements to the sports hall and remove unnecessary other facilities at the location.

Can't be reduced as alternative leisure centre too far away,

Give us book able access to the new pitch in oakdale and more facilities or a bigger gym space at Newbridge.

By not closing it.

Just keep it or. Why waste a perfectly good facility to build more housing. There is a massive estate being built by hawrltin park I industrial estate.

Keep it open. Why has a community institution have to close to build even more housing

New facilities provided within walking distance of the present location.

Make Newbridge Leisure center better and bigger

By opening a new leisure facility, similar to that in Ebbw vale to meet the local residents needs. It's no wonder we have so much obesity and heart disease when it's so difficult to access local facilities in the valley area.

I do not think that the impact could be reduced. Whilst CCBC could build facilities elsewhere, this would take significant time, leaving us without these much-needed facilities. I also suspect that the people of Pontllanfraith would be less inclined to utilise facilities if they are required to travel further afield in order to access them.

Open new centres to spread the burden and subsidise the cost.

Not to close it at all. Provide further facilities for users.

Do not understand this question (further reduced?) the impact of the closure could mean the end of my sons football games and not having a local gym close to where we live

This question makes it sound like it is a pre ordained event . i.e. no notice will be taken of views expressed

This building needs to stay open. The access is not ideal and the gym is not busy mainly due to the size of the room and the lack of equipment. Moving the facilities to another building will only encourage others to use the services.

It's difficult to know as I appreciate that the centre stands in the way of the full development of the site for (presumably) housing.

Build a new one to replace it that we c an be proud of. Has anyone sought a private buyer for it?

Don't close it

Keep it open

It needs to stay open but you will shut it anyway.

Opening a 3G at Blackwood. Very worried by the comments about "if funding is found". This simply cannot go ahead without a guarantee that facilities will be built in blackwood.

Not close it.

Should defiantly not be closed would be huge loss for the community. After the money that has been spent there. Great parking faculties unlike newbridge.

Don't close it yet.

CCBC needs to emphasise that proposals are for the transfer of sport & leisure facilities from Pont Leisure Centre to Islwyn High School, rather than their loss to our local community. Transitional resources should be put in place to ensure that the new sport & leisure offer at Islwyn High School succeeds and is seen to match the offer at Pont

Leisure Centre.

It can't be, why are you removing all facilities from Pontllanfraith, oh yes it's to sell the soul for houses upon houses. You can build as many houses as you like but there will be nowhere in Pontllanfraith for them to go will there? No school, no Council Offices, no Leisure Centre

Any facilities removed from the area is not beneficial-Obviously this is just a paper service exercise and no views of the public will in reality be taken into account, the comprehensive school closed regardless of the public view and so will the leisure centre as it is quite clearly in the way of the demolition process of the school, presumably so that the land can be used to build yet more housing.

DON'T ..... DO IT!

Relocate current classes and instructors. Keep the same time table of classes

Don't really know how any impact could be reduced. You'll be taking all leisure facilities out of a highly populated area.

If the bookings that I have are automatically continued at another suitable facility. Unfortunately I know that the times we require will not be available.

New gym facility in Iswlyn high for the public.

Not to close the facility.

This impact can not be reduced. You will be taking away a local facility that is used by a large catchment area which includes a great number of children who are able to walk to this amenity again fulfilling the government's initiative to get children active. You will be depriving the local children and adults of both leisure and playing field amenities. Not all parents have cars or are able to pay for buses.

By not closing it as it's busy all the time, especially the 3g pitch! Or if it does end up closing building a brand new leisure that is still local

Don't close it!

develop the site with investment. a school is a school and is not run to encourage after hrs usage for individuals so the islywn school should not be considered as an option. develop some of the site with housing but look to include a swimming pool and improve the parking this would benefit and support an area where housing is increasing. Cefn forest swimming centre could be closed and relocated allowing development of this site for needed housing.

The impact could not be reduced. The leisure centre should not be closed

Upgrade other leisure centres

By the same leisure facilities being available locally. Having more exercise classes in the community.

Does it need to close as it is well used and would be an asset to the area particularly with the proposed house building increasing the population. The alternative school Iswlyn High is not as central and I would not think it could be used by the public during the day.

AN ALTERNATIVE EARLY EVENING & EARLY WEEK ( PREFERABLY MONDAY) or THURSDAY BADMINTON COURT PROVIDED IN REASONABLE PROXIMITY E.G. AT SUE NOAKES CENTRE YSTRAD MYNACH . OTHER LOCATIONS & OR TIMES MAY PRESENT DIFFICULTIES.

Do not Close it!

Keep it open

Easy don't close it.

Build more up to date facilities, more houses being built in the areas mean more people require leisure facilities.

Supposed to encourage people to be active and healthy.

Why is there a need to close the centre? The 3G pitch for football is the only one in the area and the closure will affect so many people.

Further to travel.

Even though I know the council thinks there is a need for more housing in the area, the infrastructure doesn't seem to in place to support more incomers. With a new housing development already started at Gelli Haf, how will the already clogged up roads cope with all the extra traffic. Are there places in the schools in area for all the extra Children? I think the closure should be delayed until after the development of the estate at Gelli Haf is finished to see what effect this has on the current infrastructure.

another centre with the facilities need to be available.. a new school with limited facilities that is already at capacity is not the answer?? why build more houses and reduce the facilities? where will these people going to go? FACILITIES NEED TO BE INCREASED NOT DECREASED! the new school cannot meet the needs of members of Caerphilly leisure

Build a new leisure centre and pool on Bedwellty playing fields and close Cefn Fforest Pontllanfraith and Heol Ddu

The centre should not be on the list to close, the new school at Oakdale has no where near the facilities that

point has and all the 3g pitches are fully booked else where. Point is used to full capacity from Monday to Thursday in the centre and every night on the 3g, so where you expect all the people to go is beyond me. Young football/rugby teams train every night of the week will be left to roam the streets turning to crime at no fault of their own. I myself have used the centre since it opened in the mid 70s

Have a leisure centre that meets all the same specs as Pontllanfraith. Islwyn School just doesnt match the size of Pontllanfraith, and I dont want to be in and out of a school when the kids are in.

A modern leisure centre built to cater for the needs of two large housing developments on its doorstep, which I'm sure will generate more than one additional user - how forward thinking a council!!!

Not sure that it can be as many sports groups, clubs etc will have to end as there are no facilities available locally . It seems bizarre that a town the size of Blackwood will not have a leisure centre, particularly in light of the number of new housing developments that will be completed in coming years. Surely we need a larger facility in the area for aa growing local population, not removing it completely.

keep it open

Why can't we still keep a leisure centre , the centre makes money , the pitch outside is always used . Badminton clubs use hall as well as other classes. The gym is always used.

A lot of people will leave caerphilly council membership and relocate to other private gyms within the area

Don't close it

It shouldn't shut full stop. It is valuable to the community and to the council. Even if some of the building was to shut the sports hall and the pitches are needed.

Don't close it. Upgrade it .

It cannot be reduced. The centre is on a convenient bus route and is easily accessible. Under future generations act I cannot see how asking the local community and users to travel further is sensible. This closure removes much needed facilities for clubs supporting children and encourages sports participation for residents of Caerphilly borough.

Change to plan to include existing leisure centre as an integral part of the proposed housing development.

Keep the 3g. The new school pitch doesnt have barriers around so doesnt comply with gwent county specifications.

We urge you to keep it open, if not we would need a 3G pitch with floodlights, barriers and dug outs and ideally a small stand which is a requirement of the welsh fa should we get promoted 2 divisions which is a strong possibility with the squad we have.

don't close it

The closure of the centre will have an impact on the local community meaning that the obesity levels will rise in gwent as the council try's to save money but don't think about people's health and other issues like the cardio team who use it to help in their recovery from heart attacks I speak to many of the users while doing my session on there and a lot have said it will have a major impact on their recovery

By not closing the centre.

It appears that the new facilities at the new school do not match those currently offered by this centre. Like for like replacement should be available

Build a new lesiure centre in the local area instead of just making money by selling the land off at the old council building, Oakdale and Pontllanfraith comprehensive schools.

Don't close the centre

Build something for our children you building houses everywhere with more families moving to the area and no where for our children to play!!

Increase the size of both Bargoed and Cefn Forest leisure centres to alleviate overcrowding. This would cost substantially more than keeping Pont open so KEEP PONT OPEN!

Don't close it!!! Or move ALL the classes/facilities in an unchanged format to a centre nearby

Bring more classes and gym facilities back to Cefn Fforest

Establishment of a fitness centre under the current ccbc scheme in the immediate vicinity (without having to travel further up the valley). Alternatively significant expansion of the already undersized Sue Noakes centre.

It can only be reduced by not closing the Pontllanfraith Leisure Centre.

Providing 'like for like' facilities at our new school site so that Physical Education provision for all pupils is appropriate and fit for purpose, allowing all pupils to have the full benefits of Health, fitness and well-being providing 21st century PE in a 21st century school ie a full fitness suite and a grass pitch

open the Blackwood 3G before closing the Pontllanfraith one. make more playing fields / grass areas in the area available for young people to train upon

Pontllanfriath is a very central location with good facilities reasonably priced. Inhte demolition plan if the entrance could be widened to 2 lanes then the impact on local residents would be lowered



The 3g pitches should stay open if the building is the cause of concern and there is no investment into it's regeneration. 3g pitches could be transferred.

simple dont sell of the facilities needed by the local residents , there are more facikities needed , blackwood is growing in population and facilities shoud not be centralised ,

Will effect my mental and health. I am a oder person trying to keep fit and healthy plus having company is a great aspect. Affny futher distance will effect my ability to attend

lack of community spirit

Do not close the leisure centre. Simple! Or if you must, then build adequate facilities in the location. Not 4 miles up the road.

As above and our football team which uses the 3G at a convenient time for us would struggle to find an alternative locally Our fitness and health would be impacted. I am also over 50 and need to keep fit.The closure would affect me and other elderly members.

by not closing it in the first place...

At a minimum, all provisions at Pontllanfraith Leisure Centre must be moved to the proposed new school site.

Would save money by not building a new pitch and also I would like to point out at the new super school built islwayn high school that their gym facilities are not even up to gym standards only got a couple of machines there and cannot be used during school times which will have a knock on effect with anyone working shift patterns and I will be one of those.

Build another leisure centre

By providing another facility of equal or better standard on this side of the valley.

Surely this decision contradicts the best interests of the community? Heart disease is a killer, exercise has been shown to be beneficial and helps rehabilitation. Let's get proactive with more not less leisure facilities before we have to build another Hospital. Diesel or petrol cars is very political, how about less reliance on vehicles with facilities closer to their home? Isn't the proposal to shut being taken with no consideration the the health and air quality of our environment and the people you represent

You need to decide that. You're making these decisions

Transport provided and same facilities

Simply don't give into corporate greed. We need these facilities for our children.

If the council were to relocate the leisure centre to a different site within the vicinity of Pontllanfraith.

It can not be reduced. the impact is eminence. There are classes that help those with mobiliry and weight loss that will now only be available at each end of the county in New Tredegar or Risca leisure centre. Everything is being taken from the Pontllanfraith and Blackwood wards of Caerphilly council which is not fair to the residents of the area.

Facilities and amenities should be, being added to the area to accommodate the families who will be moving into the area, as well as to continue to supply to the need of the current user. The facilities should be, being invested in to provide the new and existing residents with leisure activities. The new homes alone, would provide the council with substantial income from the council tax fees, this money should be fed back into to the area, to allow for more community friendly areas.

Keep it open Viable

The council need to understand that funding unrequired road works, social housing, unrequired huge staff bill (office based) and .....from council tax payers - they need to look at funding for beneficial means such as sports and leisure.

Major

Hard to see how other leisure centres could run more classes/increase availability.

Leave the building open.

The centre is always very well attended and seems busier now than ever. I have been playing here for 25 years as I used to live in Blackwood area.

Keep the leisure centre open

Not Close it! There is nothing wrong with the leisure centre.

Keep venue open/ invest in the facility. Newbridge is full to capacity. Cwmcarn LC was the centre of the community. The community has suffered since its closure.

Don't close it altogether.

Increase facilities in Newbridge & classes. Make school facilities available. Need something in Blackwood.

By not closing it. Or plan a new one in this area, not one further away.

Keep it open

The lack of equivalent alternative facilities from the 3G pitch to the sports hall, from the squash courts to the fitness suite means the closure of the leisure centre will have a massive detrimental affect on those who use it.

It can't be reduced - once closed these classes will stop - having a detrimental effect on members physical & mental wellbeing.

It just takes another facility away and the community needs this centre. Do not close the centre it is part of the community.

It could have been reduced/prevented/more difficult to close has Leisure Services Management been more pro active with community based events, using not only Pontllanfraith but other LC's as a hub or integral part of these activities.

Building more courts & facilities at NLC & CFLC & running more classes in both of these but that still leaves the issue of transport!!

By reducing the membership fee because you're going to provide less of a service and it will cost more to go to another gym. You provide less, you pay less. Please don't blame Westminster Gov, or cuts to local Gov funding, we pay more & more but get less for it.

Let there be no closure. Add a swimming pool to Pont leisure.

Can classes be held nearby? Can the same facilities be offered nearby? What will happen to all the local clubs that use the centre. Pont LC is very popular and provides excellent service to all.

By keeping the main building open

Build a new leisure centre for them, or keep Pontllanfraith open.

The relocation of the 3G to Blackwood would soften the blow of losing the pitch but the closure of the well used centre will see increase in demand at already busy centres.

Develop for current users ( as per discussions with CCBC)

Why close the LC? The 3G is very popular. 2 schools have closed which both had pitches, replaced with just 1 pitch at Islwyn. Keep pont open & change Oakdale astroturf to 3G. Customers should be provided with alternatives if Pont LC closes.

Keep it open to provide facilities for the local community. The county promote health & wellbeing yet are looking to close well used facilities that allow the local community to keep fit and active.

Keep it open. It provides great facilities and is the most profitable in the county - why close it?

Providing a varied activity timetable at a nearby leisure centre such as Newbridge which currently does not have facilities to host activities, yoga, pilates, body conditioning etc. Don't close leisure centre at Pontllanfraith.

Do not close the centre - Pay a visit to the car park from Mon - Thurs and see how well this centre is used.

DON'T CLOSE IT.

By having local fitness class arrangements made by CCBC which are affordable & regular within Pontllanfraith.

Don't close it!!

Don't close it

By not closing it. There is already high demand for the facilities in Caerphilly & closing will mean less availability.

Keep the building open

Don't close it - it is well used

My view is it should remain open as over 90,000 persons use the centre each year. It would impact on numerous people and other centres are already overcrowded.

Ensure fitness instructors jobs are protected as well as CCBC staff jobs. Ensure classes will be facilitated elsewhere in another leisure centre with the same teacher.

Do not close

By not closing it!

Another location becomes available which is easily accessible & still within the same area, at least closer to the area than Newbridge LC

Use sports hall for bigger fitness classes

By not shutting the leisure centre as many individuals use it.

Keeping it open. Rebuilding the leisure centre local to Pontllanfraith

By not closing it or building another LC to replace it. By closing this LC this will have a big impact on the health & wellbeing of the people in the area.

We have existed as a club since 1970's/80's we spent most of that time at Cwncarn school, when it closed we were offered 2 hours at Newbridge. We were subsequently accommodated at Pont as there was pressure at Newbridge due to other clubs from Cwncarn. We are happy here the staff are extremely helpful to everyone.

If funding is the issue why not consider focusing on spend that is irrelevant and of no benefit to the council tax payers. Food banks being used by the wrong client base. Millions wasted on accommodation for CCBC office staff (Tredomen) and foolish bonus/wages for management. You are not private, you are funded by us. Listen to those who pay for you.

I may either have to travel further which may dissuade me from attending & attend RCT centres instead as class

may no longer be provided.

More information that is easily accessible, information shared as consultation progresses

A suitable replacement facility, available for regular & constructive use for all members

Build a new LC in Blackwood or better still Don't Close Pont! Some sports eg football will be catered for elsewhere but there won't be extra badminton courts. This means I cannot play at all. CCBC should be promoting sport not closing facilities.

It is hard to imagine an area as big as Blackwood not to have a leisure centre. A new and improved LC should be built to cater for the people from the new houses which are being built on the school site and adjacent to Grove Park. For the future use of the community. I strongly oppose these closures.

Probably if too difficult to get a court our group will drift apart.

More classes at other centres which are sadly lacking

Unless it is kept open the impact can not be reduced. As well as creating geographical and access issues, there will also be a great negative impact socially creating further magnitude of issues and problems.

Something else in the nearby area offering the same facilities. Alternatively keeping the centre open at peak times.

Don't close it

By giving us another place to train.

Tell us where the new training facility will be!

Do not close. Update the facilities resulting in a better centre for users. In particular with new housing planned.

Provide another leisure centre for us to train

Provide another sports location

Open sports hall in Islwyn High School

Opening a council facility leisure centre near the same area

Provide another leisure centre

Be able to provide a suitable venue in the local area so players that cannot drive are bale to get to training.

Continue yoga classes locally. Add additional well being classes locally - eg Tai Chi, Yoga, Pilates

Spend the money on the building. Facilitate it better - encouraging more people from the local area to use the centre. An established karate lesson/group has been here for 35 years.

?

By not closing it, and spending some funds upgrading it!!!

Don't close it! It will be incredibly damaging to the community!!

Open a local facility or improve Cefn Forest

Could keep leisure centre if i.e. houses are built new customers & more revenue from locals - more profit for CCBC in long run.

loss of enjoyable classes as alternatives may result in having to travel multiple locations to attend rearranged classes, this would make it annoying and inconvenient for myself with scheduling. Also increased time spent travelling for what could be unnecessary if the gym remained open. Ideally find a closer location within the area offering current or similar class schedules if the gym has to close.

Need to keep present instructor for Zumba classes

Re Consider its Closure! The centre attracts a large catchment area. It is well used and supported by the individuals and various sporting clubs. With obesity rates rising particularly amongst young people it is more important than ever to provide leisure facilities throughout the borough to meet the needs of everyone.

By maintaining a local focus for health and wellbeing for the community by maintaining the LC within any new build plans. This will keep both new homes owners, employees and centre users happy.

Don't close it

Monitor usage. Caerphilly Borough needs leisure facilities as high levels of obesity & sedentary behaviour. Great classes.

This will be further reduced by the centre remaining open.

The simple answer to this would be to keep it open. The centre is well used. The range of classes offered here are the best in the local area. The instructors are fantastic and the staff are brilliant. I see no reason to close a well used facility.

To remain open

Loss of LC could mean loss of classes as people would have to travel to other LC which would result in a longer travelling time and distance in travelling. This would be very inconvenient to many members such as myself

More daytime classes in Blackwood/Pontllanfraith/Newbridge area

By remaining open, not just for myself but for others

N/a

If CCBC cannot keep it open, then transfer it to a community trust or new community based organisation...I for one would lend my skills to this as a volunteer!

Don't close it refurbish it

not closing it would be a good start. everyone I know enjoys using the leisure centre and to close it would be a really bad idea. not to mention the fact that islwyn high school's new gym only includes 4 spins bikes and one set of weights. the dance studio is half the size of the pont studio, and there are no bus routes what so ever to the new school.